

# Circuito de Madrid Jarama - RACE

## Supercars (CPV)

### CALIFICACIÓN 2

#### Resultados Provisionales



Circuito de Madrid Jarama-RACE 3.850 m.

Cls	Nº	Entrant/Team	Nat	Driver 1	Nat	Driver 2	Nat	Vehicle	Cat	Cls	Laps	Best	Time	Gap	Interval	Km/h
1	5	José Carlos Pires	ESP	José Carlos Pires	ESP	<u>Francisco Abreu</u>	ESP	BMW M4 GT4	GT4 Pro	1	5	2	1:37.897			141.5
2	115	NM Racing Team	ESP	Alberto de Martín Muñoz	ESP	<u>Nil Montserrat Simó</u>	ESP	Mercedes AMG GT4	GT4 Bro	1	8	5	1:38.144	0.247	0.247	141.2
3	12	SMC Motorsport	ESP	Andrius Zemaitis	LTU	<u>Alejandro Geppert</u>	ESP	McLaren 570S GT4	GT4 Pro	2	5	2	1:38.237	0.340	0.093	141.0
4	116	NM Racing Team	ESP	Guillermo Aso Arjol	ESP		FRA	Mercedes AMG GT4	GT4 Pro	3	6	3	1:38.368	0.471	0.131	140.8
5	55	Lema Racing	SVK	Nuno Pires	PRT	<u>Elias Niskanen</u>	FIN	Mercedes AMG GT4	GT4 Pro	4	8	4	1:38.402	0.505	0.034	140.8
6	18	Racar Motorsport	PRT	Manuel Gão	PRT	<u>Carlos Vieira</u>	PRT	Mercedes AMG GT4	GT4 Pro	5	9	7	1:38.837	0.940	0.435	140.2
7	38	Lema Racing	SVK	Luis Calheiros	PRT	<u>Paulo Macedo</u>	PRT	Mercedes AMG GT4	GT4 Bro	2	9	6	1:40.291	2.394	1.454	138.1
8	29	SMC Motorsport	ESP	Alfonso Colomina	ESP			McLaren 570S GT4	GT4 Bro	3	8	4	1:40.639	2.742	0.348	137.7
9	16	Orlando Batina	PRT	Sergio Azevedo	PRT	<u>Orlando Batina</u>	PRT	BMW M4 GT4	GT4 Pro	6	10	3	1:41.125	3.228	0.486	137.0
10	37	Fábio Mota	PRT	Bruno Pires	PRT	<u>Fábio Mota</u>	PRT	Ginetta G55 GT4	GT4 Pro	7	9	5	1:41.441	3.544	0.316	136.6
11	59	Daniel Teixeira	PRT	Daniel Teixeira	PRT			Cupra TCR	TCR	1	9	3	1:41.482	3.585	0.041	136.5
12	69	Marcus Fothergill	GBR	David Benett	GBR	<u>Marcus Fothergill</u>	GBR	Porsche 991 Cup	Cup	1	10	9	1:42.564	4.667	1.082	135.1
13	007	Araujo Competição	PRT	Fernando Soares	PRT	<u>Alvaro Ramos</u>	PRT	Aston Martin Vantage GT4	GTX	1	8	3	1:43.560	5.663	0.996	133.8
14	580	Manuel Sousa	PRT	Manuel Sousa	PRT	<u>Luis Silva</u>	PRT	Cupra TCR	TCR	2	9	7	1:45.614	7.717	2.054	131.2
15	25	Steve Kirton	GBR	Steve Kirton	GBR	<u>Jonathan Elsworth</u>	GBR	Ginetta G50	GTX	2	7	4	1:45.905	8.008	0.291	130.8
16	40	RACE	ESP	Héctor Hernández	ESP	<u>Borja Hormigos</u>	ESP	BMW M240i Racing	TC	1	6	4	1:46.005	8.108	0.100	130.7
17	9	João Vieira	PRT	João Vieira	PRT			Porsche 911 Cup	Cup	2	5	4	1:46.336	8.439	0.331	130.3
18	26	Tomás P. Abreu	GBR	Tomás P. Abreu	PRT	<u>Simon Moore</u>	GBR	Ginetta G50	GTX	3	9	6	1:46.378	8.481	0.042	130.2
19	58	André Nabais	PRT	Miguel Nabais	PRT	<u>André Nabais</u>	PRT	Porsche Cayman GT4	GTX	4	8	6	1:46.620	8.723	0.242	129.9
20	101	Lourenço Monteiro	PRT	Duarte Pinto Coelho	PRT	<u>Lourenço Monteiro</u>	PRT	Ginetta G40	TC	2	4	3	1:52.697	14.800	6.077	122.9
21	102	ANIBAL MANUEL MARQUES	PRT	Gabriel Caçoilo	PRT	<u>Henrique Cruz</u>	PRT	Ginetta G40	TC	3	9	3	1:55.106	17.209	2.409	120.4
22	103	ADELINO FERREIRA CAR	PRT	Duarte Camelo	PRT	<u>Mariana Machado</u>	PRT	Ginetta G40	TC	4	9	3	1:57.535	19.638	2.429	117.9

#### \* PENALTIES

Anulado mejor tiempo al dorsal #18 - Decisión CCD N6

Anulado mejor tiempo al dorsal #9 - Decisión CCD N10

Anulado mejor tiempo al dorsal #007 - Decisión CCD N11

Published at:.....

Track Temp: 28.6 °C Air Temp: 26.6 °C Humidity: 41 % Track Status: SECA

Race Director:

Ramiro BRITO

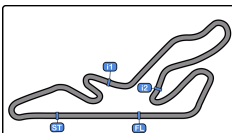
DCI PT23/2438

Timekeeper:

David García

JOB-1606-ESP/M





Circuito de Madrid Jarama - RACE  
Supercars (CPV)  
CALIFICACIÓN 2  
Resultados Provisionales por Categoría



GT4 Pro																
Cls	Nº	Entrant/Team	Nat	Driver 1	Nat	Driver 2	Nat	Vehicle	Cat	Cls	Laps	Best	Time	Gap	Interval	Km/h
1	5	José Carlos Pires		José Carlos Pires		Francisco Abreu		BMW M4 GT4	GT4 Pro	1	5	2	1:37.897			141.5
2	12	SMC Motorsport		Andrius Zemaitis		Alejandro Geppert		McLaren 570S GT4	GT4 Pro	2	5	2	1:38.237	0.340	0.340	141.0
3	116	NM Racing Team		Guillermo Aso Arjol				Mercedes AMG GT4	GT4 Pro	3	6	3	1:38.368	0.471	0.131	140.8
4	55	Lema Racing		Nuno Pires		Elias Niskanen		Mercedes AMG GT4	GT4 Pro	4	8	4	1:38.402	0.505	0.034	140.8
5	18	Racar Motorsport		Manuel Gião		Carlos Vieira		Mercedes AMG GT4	GT4 Pro	5	9	7	1:38.837	0.940	0.435	140.2
6	16	Orlando Batina		Sergio Azevedo		Orlando Batina		BMW M4 GT4	GT4 Pro	6	10	3	1:41.125	3.228	2.288	137.0
7	37	Fábio Mota		Bruno Pires		Fábio Mota		Ginetta G55 GT4	GT4 Pro	7	9	5	1:41.441	3.544	0.316	136.6

GT4 Bronze																
Cls	Nº	Entrant/Team	Nat	Driver 1	Nat	Driver 2	Nat	Vehicle	Cat	Cls	Laps	Best	Time	Gap	Interval	Km/h
1	115	NM Racing Team		Alberto de Martín Muñoz		Nil Montserrat Simó		Mercedes AMG GT4	GT4 Bro	1	8	5	1:38.144			141.2
2	38	Lema Racing		Luis Calheiros		Paulo Macedo		Mercedes AMG GT4	GT4 Bro	2	9	6	1:40.291	2.147	2.147	138.1
3	29	SMC Motorsport		Alfonso Colomina				McLaren 570S GT4	GT4 Bro	3	8	4	1:40.639	2.495	0.348	137.7

TCR																
Cls	Nº	Entrant/Team	Nat	Driver 1	Nat	Driver 2	Nat	Vehicle	Cat	Cls	Laps	Best	Time	Gap	Interval	Km/h
1	59	Daniel Teixeira		Daniel Teixeira				Cupra TCR	TCR	1	9	3	1:41.482			136.5
2	580	Manuel Sousa		Manuel Sousa		Luis Silva		Cupra TCR	TCR	2	9	7	1:45.614	4.132	4.132	131.2

Cup																
Cls	Nº	Entrant/Team	Nat	Driver 1	Nat	Driver 2	Nat	Vehicle	Cat	Cls	Laps	Best	Time	Gap	Interval	Km/h
1	69	Marcus Fothergill		David Benett		Marcus Fothergill		Porsche 991 Cup	Cup	1	10	9	1:42.564			135.1
2	9	João Vieira		João Vieira				Porsche 911 Cup	Cup	2	5	4	1:46.336	3.772	3.772	130.3

GTX																
Cls	Nº	Entrant/Team	Nat	Driver 1	Nat	Driver 2	Nat	Vehicle	Cat	Cls	Laps	Best	Time	Gap	Interval	Km/h
1	007	Araujo Competição		Fernando Soares		Alvaro Ramos		Aston Martin Vantage GT4	GTX	1	8	3	1:43.560			133.8
2	25	Steve Kirton		Steve Kirton		Jonathan Elsworth		Ginetta G50	GTX	2	7	4	1:45.905	2.345	2.345	130.8
3	26	Tomás P. Abreu		Tomás P. Abreu		Simon Moore		Ginetta G50	GTX	3	9	6	1:46.378	2.818	0.473	130.2
4	58	André Nabais		Miguel Nabais		André Nabais		Porsche Cayman GT4	GTX	4	8	6	1:46.620	3.060	0.242	129.9

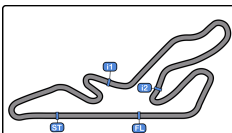
TC																
Cls	Nº	Entrant/Team	Nat	Driver 1	Nat	Driver 2	Nat	Vehicle	Cat	Cls	Laps	Best	Time	Gap	Interval	Km/h
1	40	RACE		Héctor Hernández		Borja Hormigos		BMW M240i Racing	TC	1	6	4	1:46.005			130.7

Published at:.....

Track Temp: 28.6 °C Air Temp: 26.6 °C Humidity: 41 % Track Status: SECA

<b>Race Director:</b>	Ramiro BRITO DCI PT23/2438	<b>Timekeeper:</b>	David García JOB-1606-ESP/M
-----------------------	-------------------------------	--------------------	--------------------------------





Circuito de Madrid Jarama - RACE  
Supercars (CPV)  
CALIFICACIÓN 2  
Resultados Provisionales por Categoría



Circuito de Madrid Jarama-RACE 3.850 m.

TC																
Cls	Nº	Entrant/Team	Nat	Driver 1	Nat	Driver 2	Nat	Vehicle	Cat	Cls	Laps	Best	Time	Gap	Interval	Km/h
2	101	Lourenço Monteiro		Duarte Pinto Coelho		<u>Lourenço Monteiro</u>		Ginetta G40	TC	2	4	3	1:52.697	6.692	6.692	122.9
3	102	ANIBAL MANUEL MARQUES		Gabriel Caçoilo		<u>Henrique Cruz</u>		Ginetta G40	TC	3	9	3	1:55.106	9.101	2.409	120.4
4	103	ADELINO FERREIRA CAR		Duarte Camelo		<u>Mariana Machado</u>		Ginetta G40	TC	4	9	3	1:57.535	11.530	2.429	117.9

\* PENALTIES

Anulado mejor tiempo al dorsal #18 - Decisión CCD N6

Anulado mejor tiempo al dorsal #9 - Decisión CCD N10

Anulado mejor tiempo al dorsal #007 - Decisión CCD N11

Published at:.....

Track Temp: 28.6 °C Air Temp: 26.6 °C Humidity: 41 % Track Status: SECA

Race Director:

Ramiro BRITO

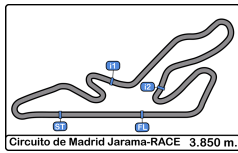
DCI PT23/2438

Timekeeper:

David García

JOB-1606-ESP/M





# Circuito de Madrid Jarama - RACI

## Supercars (CPV) CALIFICACIÓN 2

### Tiempos Por Vuelta



**5** José Carlos Pires BMW M4 GT4 **25** Steve Kirton Ginetta G50  
 GT4 Pro Francisco Abreu José Carlos Pires GTX Jonathan Elsworth Steve Kirton

Lap	D	Time	Sector 1	Sector 2	Sector 3	T. Spd	Elapsed	Lap	D	Time	Sector 1	Sector 2	Sector 3	T. Spd	Elapsed
1	2	17:36:08.380	17:35:01.220	38.845	28.315	89.1	17:36:08.380	1	2	17:36:15.552	17:35:05.826	39.326	30.400	98.6	17:36:15.552
2	2	<b>1:37.897</b>	<b>37.844</b>	<b>32.548</b>	<b>27.505</b>	243.7	17:37:46.277	2	2	1:47.875	41.690	35.873	30.312	221.3	17:38:03.427
3	2	1:46.307	41.703	36.955	27.649	246.0	17:39:32.584	3	2	1:46.652	41.278	35.363	<b>30.011</b>	217.3	17:39:50.079
4	2	1:39.515	37.871	32.821	28.823	246.0	17:41:12.099	4	2	<b>1:45.905</b>	<b>40.798</b>	<b>34.967</b>	30.140	210.9	17:41:35.984
5	2	2:00.137 P	41.072	37.031	42.034	198.5	17:43:12.236	5	2	1:50.547	42.207	36.104	32.236	186.8	17:43:26.531

**9** João Vieira Porsche 911 Cup **26** Tomás P. Abreu Ginetta G50  
 Cup João Vieira GTX Simon Moore Tomás P. Abreu

Lap	D	Time	Sector 1	Sector 2	Sector 3	T. Spd	Elapsed	Lap	D	Time	Sector 1	Sector 2	Sector 3	T. Spd	Elapsed
1		17:36:34.958	17:35:30.498	<b>35.308</b>	<b>29.152</b>	102.1	17:36:34.958	1	2	17:36:14.234	17:35:05.083	37.863	31.288	82.6	17:36:14.234
2		1:50.859	44.852	36.086	29.921	224.5	17:38:25.817	2	2	2:08.588	59.454	38.463	30.671	219.5	17:38:22.822
3		<del>1:44.787</del>	<b>39.881</b>	35.742	29.164	227.3	17:40:10.604	3	2	1:46.727	<b>40.763</b>	<b>35.336</b>	30.628	219.0	17:40:09.549
4		<b>1:46.336</b>	40.879	35.665	29.792	222.6	17:41:56.940	4	2	1:47.194	41.185	35.627	30.382	222.2	17:41:56.743
5		3:03.644 P	40.122	1:40.758	42.764	215.5	17:45:00.584	5	2	1:46.815	40.985	35.639	30.191	216.8	17:43:43.558

**12** Andrius Zemaitis McLaren 570S GT4 **29** Alfonso Colomina McLaren 570S GT4  
 GT4 Pro Alejandro Geppert SMC Motorsport GT4 Bronze SMC Motorsport

Lap	D	Time	Sector 1	Sector 2	Sector 3	T. Spd	Elapsed	Lap	D	Time	Sector 1	Sector 2	Sector 3	T. Spd	Elapsed
1	2	17:37:29.163	17:36:24.978	35.831	28.354	78.6	17:37:29.163	1	2	17:36:22.388	17:35:14.926	36.712	30.750	105.0	17:36:22.388
2	2	<b>1:38.237</b>	37.922	<b>32.187</b>	28.128	245.4	17:39:07.400	2		1:46.778	40.845	36.353	29.580	236.8	17:38:09.166
3	2	1:40.097	38.603	33.405	<b>28.089</b>	239.4	17:40:47.497	3		1:41.237	38.657	33.864	28.716	241.0	17:39:50.403
4	2	1:38.659	<b>37.904</b>	32.378	28.377	243.7	17:42:26.156	4		<b>1:40.639</b>	<b>38.337</b>	<b>33.681</b>	<b>28.621</b>	240.5	17:41:31.042
5	2	1:52.540 P	38.323	33.225	40.992	243.7	17:44:18.696	5		1:49.621	42.527	37.613	29.481	241.0	17:43:20.663

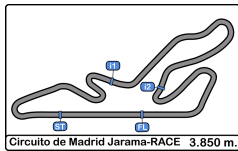
**16** Sergio Azevedo BMW M4 GT4 **37** Bruno Pires Ginetta G55 GT4  
 GT4 Pro Orlando Batina Orlando Batina GT4 Pro Fábio Mota Fábio Mota

Lap	D	Time	Sector 1	Sector 2	Sector 3	T. Spd	Elapsed	Lap	D	Time	Sector 1	Sector 2	Sector 3	T. Spd	Elapsed
1	2	17:36:29.336	17:35:24.891	35.227	29.218	105.8	17:36:29.336	1	2	17:36:10.042	17:35:03.488	37.262	29.292	82.5	17:36:10.042
2	2	1:43.608	39.958	34.025	29.625	238.9	17:38:12.944	2	2	1:42.428	39.485	33.966	28.977	220.8	17:37:52.470
3	2	<b>1:41.125</b>	39.468	33.087	<b>28.570</b>	236.3	17:39:54.069	3	2	1:42.094	39.616	33.977	<b>28.501</b>	221.3	17:39:34.564
4	2	1:41.903	<b>39.354</b>	33.152	29.397	238.4	17:41:35.972	4	2	1:49.603	<b>38.966</b>	40.633	30.004	222.6	17:41:24.167
5	2	1:47.272	41.482	35.609	30.181	184.3	17:43:23.244	5	2	<b>1:41.441</b>	39.155	<b>33.708</b>	28.578	222.2	17:43:05.608
6	2	1:47.412	39.756	38.878	28.778	239.4	17:45:10.656	6	2	1:51.309 P	39.254	33.959	38.096	224.5	17:44:56.917
7	2	1:46.786	41.183	35.735	29.868	237.8	17:46:57.442	7	2	3:20.057	1:55.910	44.430	39.717	100.6	17:48:16.974
8	2	1:41.563	39.510	33.104	28.949	239.4	17:48:39.005	8	2	1:42.008	39.279	33.871	28.858	221.3	17:49:58.982
9	2	1:41.174	39.360	<b>33.048</b>	28.766	236.8	17:50:20.179	9	2	2:11.097 P	47.241	41.706	42.150	194.9	17:52:10.079
10	2	2:13.200 P	47.709	40.389	45.102	190.4	17:52:33.379								

**18** Manuel Gião Mercedes AMG GT4 **37** Bruno Pires Ginetta G55 GT4  
 GT4 Pro Carlos Vieira Racar Motorsport GT4 Pro Fábio Mota Fábio Mota

Lap	D	Time	Sector 1	Sector 2	Sector 3	T. Spd	Elapsed	Lap	D	Time	Sector 1	Sector 2	Sector 3	T. Spd	Elapsed
1	2	17:37:37.092	17:36:31.689	36.778	28.625	112.5	17:37:37.092	1	2	17:36:10.042	17:35:03.488	37.262	29.292	82.5	17:36:10.042
2	2	1:39.006	38.745	32.392	<b>27.869</b>	237.8	17:39:16.098	2	2	1:42.428	39.485	33.966	28.977	220.8	17:37:52.470
3	2	1:59.687	<b>37.954</b>	48.937	32.796	239.4	17:41:15.785	3	2	1:42.094	39.616	33.977	<b>28.501</b>	221.3	17:39:34.564
4	2	1:40.762	38.482	33.765	28.515	238.9	17:42:56.547	4	2	1:49.603	<b>38.966</b>	40.633	30.004	222.6	17:41:24.167
5	2	1:44.450	38.306	37.426	28.718	238.9	17:44:40.997	5	2	<b>1:41.441</b>	39.155	<b>33.708</b>	28.578	222.2	17:43:05.608
6	2	<del>1:38.649</del>	38.124	<b>32.338</b>	28.187	237.8	17:46:19.646	6	2	1:51.309 P	39.254	33.959	38.096	224.5	17:44:56.917
7	2	<b>1:38.837</b>	38.240	32.450	28.147	240.5	17:47:58.483	7	2	3:20.057	1:55.910	44.430	39.717	100.6	17:48:16.974
8	2	1:39.224	38.653	32.433	28.138	237.8	17:49:37.707	8	2	1:42.008	39.279	33.871	28.858	221.3	17:49:58.982
9	2	2:28.639 P	47.581	46.464	54.594	224.0	17:52:06.346	9	2	2:11.097 P	47.241	41.706	42.150	194.9	17:52:10.079





# Circuito de Madrid Jarama - RACI

## Supercars (CPV)

### CALIFICACIÓN 2

#### Tiempos Por Vuelta



**38** Luis Calheiros Mercedes AMG GT4 **59** Daniel Teixeira Cupra TCR

GT4 Bronze Paulo Macedo							Lema Racing TCR Daniel Teixeira								
Lap	D	Time	Sector 1	Sector 2	Sector 3	T. Spd	Elapsed	Lap	D	Time	Sector 1	Sector 2	Sector 3	T. Spd	Elapsed
1	2	17:37:05.230	17:35:56.485	38.099	30.646	91.6	17:37:05.230	1	2	17:37:01.518	17:35:47.238	41.986	32.294	75.7	17:37:01.518
2	2	1:41.703	39.986	33.433	28.284	221.7	17:38:46.933	2	2	1:41.700	39.302	33.620	28.778	228.8	17:38:43.218
3	2	1:40.471	39.045	32.850	28.576	233.7	17:40:27.404	3	2	1:41.482	39.296	33.547	28.639	226.8	17:40:24.700
4	2	1:40.870	38.934	32.946	28.990	235.2	17:42:08.274	4	2	2:11.821	52.639	47.401	31.781	189.8	17:42:36.521
5	2	1:42.755	38.891	34.497	29.367	232.2	17:43:51.029	5	2	1:41.739	39.205	33.716	28.818	229.7	17:44:18.260
6	2	1:40.291	38.811	33.077	28.403	230.7	17:45:31.320	6	2	2:00.534	46.736	42.745	31.053	195.2	17:46:18.794
7	2	1:57.535	40.014	37.875	39.646	225.9	17:47:28.855	7	2	1:49.013	42.246	36.914	29.853	225.0	17:48:07.807
8	2	1:47.480	41.493	36.364	29.623	203.0	17:49:16.335	8	2	1:41.948	39.349	33.563	29.036	227.8	17:49:49.755
9	2	1:59.395 P	38.937	38.794	41.664	229.7	17:51:15.730	9	2	2:38.991 P	55.908	51.632	51.451	152.7	17:52:28.746

**40** Héctor Hernández BMW M240i Racing **69** David Benett Porsche 991 Cup

TC Borja Hormigos RACE							Cup Marcus Fothergill Marcus Fothergill								
Lap	D	Time	Sector 1	Sector 2	Sector 3	T. Spd	Elapsed	Lap	D	Time	Sector 1	Sector 2	Sector 3	T. Spd	Elapsed
1	2	17:36:48.739	17:35:37.071	40.740	30.928	95.9	17:36:48.739	1	2	17:36:12.441	17:35:03.861	38.331	30.249	91.6	17:36:12.441
2	2	1:47.143	41.927	35.440	29.776	216.4	17:38:35.882	2	2	1:47.064	40.864	36.475	29.725	224.0	17:37:59.505
3	2	1:46.234	41.171	35.318	29.745	217.7	17:40:22.116	3	2	1:45.083	40.632	35.112	29.339	227.8	17:39:44.588
4	2	1:46.005	41.106	35.047	29.852	216.8	17:42:08.121	4	2	1:44.579	40.526	34.730	29.323	198.5	17:41:29.167
5	2	1:55.786	41.013	43.899	30.874	213.4	17:44:03.907	5	2	1:43.875	40.054	34.642	29.179	220.8	17:43:13.042
6	2	2:02.008 P	41.300	35.336	45.372	221.3	17:46:05.915	6	2	1:43.573	40.139	34.308	29.126	220.4	17:44:56.615
7	2	1:44.514	40.238	34.645	29.631	224.0	17:46:41.129	7	2	1:42.975	39.762	34.214	28.999	225.9	17:48:24.104
8	2	1:42.975	39.762	34.214	28.999	225.9	17:48:24.104	8	2	1:42.564	39.629	34.061	28.874	222.6	17:50:06.668
9	2	2:24.331 P	47.578	45.592	51.161	164.8	17:52:30.999	9	2	2:24.331 P	47.578	45.592	51.161	164.8	17:52:30.999

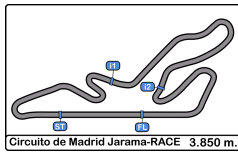
**55** Nuno Pires Mercedes AMG GT4

GT4 Pro Elias Niskanen Lema Racing							TC Duarte Pinto Coelho Lourenço Monteiro Lourenço Monteiro								
Lap	D	Time	Sector 1	Sector 2	Sector 3	T. Spd	Elapsed	Lap	D	Time	Sector 1	Sector 2	Sector 3	T. Spd	Elapsed
1	2	17:36:13.726	17:35:08.895	35.279	29.552	106.7	17:36:13.726	1	2	17:37:11.325	17:35:59.489	39.040	32.796	83.2	17:37:11.325
2	2	1:41.365	39.650	33.794	27.921	226.8	17:37:55.091	2	2	1:53.094	43.046	38.198	31.850	191.4	17:39:04.419
3	2	1:42.867	37.957	33.395	31.515	235.2	17:39:37.958	3	2	1:52.697	43.238	37.981	31.478	191.1	17:40:57.116
4	2	1:38.402	37.878	32.272	28.252	234.2	17:41:16.360	4	2	2:02.241 P	43.047	39.128	40.066	192.5	17:42:59.357
5	2	1:46.356	42.018	36.054	28.284	229.2	17:43:02.716	5	2	1:55.106	43.620	38.929	32.557	192.8	17:40:55.765
6	2	1:40.164	38.685	32.757	28.722	227.8	17:44:42.880	6	2	1:55.652	43.993	39.102	32.557	190.4	17:42:51.417
7	2	1:38.497	38.224	2:07.219	235.2	17:46:21.377	7	2	1:55.683	44.670	39.144	32.869	190.8	17:44:48.100	
8	2	1:46.534 P	38.021	32.450	36.063	234.7	17:48:07.911	8	2	1:55.486	44.054	39.108	32.324	191.1	17:46:43.586

**58** Miguel Nabais Porsche Cayman GT4 **102** Gabriel Caçoilo Ginetta G40

GTX André Nabais André Nabais							TC Henrique Cruz ANIBAL MANUEL MARQUES DA								
Lap	D	Time	Sector 1	Sector 2	Sector 3	T. Spd	Elapsed	Lap	D	Time	Sector 1	Sector 2	Sector 3	T. Spd	Elapsed
1	2	17:36:20.314	17:35:05.104	43.100	32.110	85.1	17:36:20.314	1	2	17:37:05.109	17:35:47.940	42.321	34.848	80.1	17:37:05.109
2	2	1:52.555	42.375	37.688	32.492	228.3	17:38:12.869	2	2	1:55.550	43.937	39.271	32.342	188.4	17:39:00.659
3	2	1:48.117	41.591	36.420	30.106	215.5	17:40:00.986	3	2	1:55.106	43.620	38.929	32.557	192.8	17:40:55.765
4	2	1:48.616	41.692	35.625	31.299	229.2	17:41:49.602	4	2	1:55.652	43.993	39.102	32.557	190.4	17:42:51.417
5	2	1:46.684	40.854	35.716	30.114	229.7	17:43:36.286	5	2	1:56.683	44.670	39.144	32.869	190.8	17:44:48.100
6	2	1:46.620	41.209	35.422	29.989	230.7	17:45:22.906	6	2	1:55.486	44.054	39.108	32.324	191.1	17:46:43.586
7	2	1:49.640	41.285	35.381	32.974	230.7	17:47:12.546	7	2	1:55.453	43.924	39.112	32.417	192.5	17:48:39.039
8	2	2:27.141 P	50.382	47.790	48.969	212.1	17:49:39.687	8	2	1:56.075	43.982	39.251	32.842	192.8	17:50:35.114
9	2	2:05.869 P	44.024	39.044	42.801	191.1	17:52:40.983	9	2	2:05.869 P	44.024	39.044	42.801	191.1	17:52:40.983





# Circuito de Madrid Jarama - RACI

## Supercars (CPV)

### CALIFICACIÓN 2

#### Tiempos Por Vuelta



# 103

Duarte Camelo

Ginetta G40

Fernando Soares

Aston Martin Vantage GT4

TC

Mariana Machado

ADELINO FERREIRA CARMELO

GTX

Alvaro Ramos

Araujo Competição

Lap	D	Time	Sector 1	Sector 2	Sector 3	T. Spd	Elapsed	Lap	D	Time	Sector 1	Sector 2	Sector 3	T. Spd	Elapsed
1	2	17:37:06.828	17:35:52.072	41.447	33.309	69.5	17:37:06.828	1	2	17:36:44.611	17:35:37.924	36.796	29.891	81.8	17:36:44.611
2	2	1:58.045	44.870	40.019	33.156	183.3	17:39:04.873	2	2	1:45.048	40.769	34.909	29.370	228.3	17:38:29.659
3	2	<b>1:57.535</b>	45.092	<b>39.986</b>	<b>32.457</b>	188.1	17:41:02.408	3	2	<b>1:43.560</b>	39.841	34.682	<b>29.037</b>	229.7	17:40:13.219
4	2	1:57.716	<b>44.435</b>	40.478	32.803	190.4	17:43:00.124	4	2	1:44.189	39.759	34.878	29.552	238.4	17:41:57.408
5	2	1:59.022	45.650	40.353	33.019	188.4	17:44:59.146	5	2	1:55.050	42.935	41.620	30.495	196.0	17:43:52.458
6	2	2:00.727	44.786	41.152	34.789	190.4	17:46:59.873	6	2	<del>1:43.396</del>	39.729	<b>34.519</b>	29.148	241.0	17:45:35.854
7	2	1:58.167	44.809	40.422	32.936	191.1	17:48:58.040	7	2	1:44.227	<b>39.671</b>	34.591	29.965	237.8	17:47:20.081
8	2	1:58.733	44.856	40.637	33.240	189.8	17:50:56.773	8	2	2:01.976 P	40.000	34.960	47.016	234.7	17:49:22.057
9	2	2:14.586 P	46.088	43.900	44.598	189.1	17:53:11.359								

# 115

Alberto de Martín Muñoz

Mercedes AMG GT4

GT4 Bronze

Nil Montserrat Simó

NM Racing Team

Lap	D	Time	Sector 1	Sector 2	Sector 3	T. Spd	Elapsed
1	2	17:36:33.997	17:35:24.482	39.987	29.528	88.6	17:36:33.997
2	2	1:53.806	44.549	37.893	31.364	201.1	17:38:27.803
3	2	1:39.484	38.231	33.412	27.841	240.5	17:40:07.287
4	2	1:38.783	38.182	33.001	<b>27.600</b>	238.4	17:41:46.070
5	2	<b>1:38.144</b>	<b>37.825</b>	<b>32.644</b>	27.675	240.5	17:43:24.214
6	2	1:41.575	38.379	35.520	27.676	238.9	17:45:05.789
7	2	1:43.186	38.454	36.320	28.412	236.8	17:46:48.975
8	2	1:50.089 P	39.034	36.391	34.664	236.8	17:48:39.064

# 116

Guillermo Aso Arjol

Mercedes AMG GT4

GT4 Pro

NM Racing Team

Lap	D	Time	Sector 1	Sector 2	Sector 3	T. Spd	Elapsed
1	2	17:36:22.724	17:35:15.483	37.215	30.026	109.3	17:36:22.724
2	2	1:55.927	42.872	44.583	28.472	204.1	17:38:18.651
3	2	<b>1:38.368</b>	<b>38.183</b>	32.743	<b>27.442</b>	238.9	17:39:57.019
4	2	1:38.978	38.264	<b>32.475</b>	28.239	237.8	17:41:35.997
5	2	1:42.126	38.522	34.937	28.667	234.7	17:43:18.123
6	2	1:49.270 P	38.383	32.628	38.259	237.8	17:45:07.393

# 580

Manuel Sousa

Cupra TCR

TCR

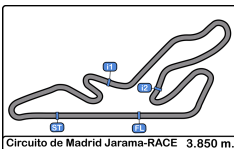
Luis Silva

Manuel Sousa

Lap	D	Time	Sector 1	Sector 2	Sector 3	T. Spd	Elapsed
1	2	17:36:56.220	17:35:40.415	43.888	31.917	86.2	17:36:56.220
2	2	1:49.168	41.392	36.110	31.666	217.7	17:38:45.388
3	2	1:47.640	41.443	35.947	30.250	222.6	17:40:33.028
4	2	1:47.885	40.962	36.361	30.562	219.0	17:42:20.913
5	2	1:48.182	<b>40.578</b>	35.619	31.985	221.7	17:44:09.095
6	2	1:47.878	42.654	35.163	30.061	199.6	17:45:56.973
7	2	<b>1:45.614</b>	40.833	<b>34.866</b>	<b>29.915</b>	222.2	17:47:42.587
8	2	1:46.512	41.065	35.373	30.074	223.1	17:49:29.099
9	2	2:32.085 P	51.407	49.510	51.168	167.9	17:52:01.184







# Circuito de Madrid Jarama - RACE

Supercars (CPV)

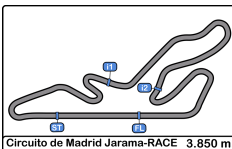
CALIFICACIÓN 2

Mejores Sectores



Sector - 1			Sector - 2			Sector - 3			Ideal Lap vs Best Lap		
Clas	Nº Driver	Time	Nº Driver	Time	Nº Driver	Time	Clas	Nº Driver	Ideal Lap	Best Lap	Clas
1	115 Nil Montserrat Simó	37.825	12 Alejandro Geppert	32.187	116 Guillermo Aso Arjol	27.442	1	5 Francisco Abreu	1:37.897	1:37.897	1
2	5 Francisco Abreu	37.844	55 Elias Niskanen	32.272	5 Francisco Abreu	27.505	2	115 Nil Montserrat Simó	1:38.069	1:38.144	2
3	55 Elias Niskanen	37.878	18 Carlos Vieira	32.338	115 Nil Montserrat Simó	27.600	3	55 Elias Niskanen	1:38.071	1:38.402	5
4	12 Alejandro Geppert	37.904	116 Guillermo Aso Arjol	32.475	18 Carlos Vieira	27.869	4	116 Guillermo Aso Arjol	1:38.100	1:38.368	4
5	18 Carlos Vieira	37.954	5 Francisco Abreu	32.548	55 Elias Niskanen	27.921	5	18 Carlos Vieira	1:38.161	1:38.837	6
6	116 Guillermo Aso Arjol	38.183	115 Nil Montserrat Simó	32.644	12 Alejandro Geppert	28.089	6	12 Alejandro Geppert	1:38.180	1:38.237	3
7	29 Alfonso Colomina	38.337	38 Paulo Macedo	32.850	38 Paulo Macedo	28.284	7	38 Paulo Macedo	1:39.945	1:40.291	7
8	38 Paulo Macedo	38.811	16 Orlando Batina	33.048	37 Fábio Mota	28.501	8	29 Alfonso Colomina	1:40.639	1:40.639	8
9	37 Fábio Mota	38.966	59 Daniel Teixeira	33.547	16 Orlando Batina	28.570	9	16 Orlando Batina	1:40.972	1:41.125	9
10	59 Daniel Teixeira	39.205	29 Alfonso Colomina	33.681	29 Alfonso Colomina	28.621	10	37 Fábio Mota	1:41.175	1:41.441	10
11	16 Orlando Batina	39.354	37 Fábio Mota	33.708	59 Daniel Teixeira	28.639	11	59 Daniel Teixeira	1:41.391	1:41.482	11
12	69 Marcus Fothergill	39.629	69 Marcus Fothergill	34.061	69 Marcus Fothergill	28.874	12	69 Marcus Fothergill	1:42.564	1:42.564	12
13	007 Alvaro Ramos	39.671	007 Alvaro Ramos	34.519	007 Alvaro Ramos	29.037	13	007 Alvaro Ramos	1:43.227	1:43.560	13
14	9 João Vieira	39.881	580 Luis Silva	34.866	9 João Vieira	29.152	14	9 João Vieira	1:44.341	1:46.336	17
15	580 Luis Silva	40.578	25 Jonathan Elsworth	34.967	40 Borja Hormigos	29.745	15	580 Luis Silva	1:45.359	1:45.614	14
16	26 Simon Moore	40.763	40 Borja Hormigos	35.047	580 Luis Silva	29.915	16	25 Jonathan Elsworth	1:45.776	1:45.905	15
17	25 Jonathan Elsworth	40.798	9 João Vieira	35.308	26 Simon Moore	29.977	17	40 Borja Hormigos	1:45.805	1:46.005	16
18	58 André Nabais	40.854	26 Simon Moore	35.336	58 André Nabais	29.989	18	26 Simon Moore	1:46.076	1:46.378	18
19	40 Borja Hormigos	41.013	58 André Nabais	35.381	25 Jonathan Elsworth	30.011	19	58 André Nabais	1:46.224	1:46.620	19
20	101 Lourenço Monteiro	43.046	101 Lourenço Monteiro	37.981	101 Lourenço Monteiro	31.478	20	101 Lourenço Monteiro	1:52.505	1:52.697	20
21	102 Henrique Cruz	43.620	102 Henrique Cruz	38.929	102 Henrique Cruz	32.324	21	102 Henrique Cruz	1:54.873	1:55.106	21
22	103 Mariana Machado	44.435	103 Mariana Machado	39.986	103 Mariana Machado	32.457	22	103 Mariana Machado	1:56.878	1:57.535	22





# Circuito de Madrid Jarama - RACE

## Supercars (CPV)

### CALIFICACIÓN 2

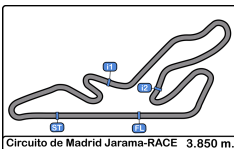
#### 5 Mejores Tiempos



Cl	Nº	Entrant/Team	Nat	Driver 1	Nat	Driver 2	Nat	Vehicle	Cat	Cl	Best 1		Best 2		Best 3		Best 4		Best 5	
											Time	Lap	Time	Lap	Time	Lap	Time	Lap	Time	Lap
1	5	José Carlos Pires	ESP	José Carlos Pires	ESP	Francisco Abreu	ESP	BMW M4 GT4	GT4 Pro	1	1:37.897	2	1:39.515	4	1:46.307	3	2:00.137	5		
2	115	NM Racing Team	ESP	Alberto de Martín Muñoz	ESP	Nil Montserrat Simó	ESP	Mercedes AMG GT4	GT4 Bro	1	1:38.144	5	1:38.783	4	1:39.484	3	1:41.575	6	1:43.186	7
3	12	SMC Motorsport	ESP	Andrius Zemaitis	LTU	Alejandro Geppert	ESP	McLaren 570S GT4	GT4 Pro	2	1:38.237	2	1:38.659	4	1:40.097	3	1:52.540	5		
4	116	NM Racing Team	ESP	Guillermo Aso Arjol	ESP		FRA	Mercedes AMG GT4	GT4 Pro	3	1:38.368	3	1:38.978	4	1:42.126	5	1:49.270	6	1:55.927	2
5	55	Lema Racing	SVK	Nuno Pires	PRT	Elias Niskanen	FIN	Mercedes AMG GT4	GT4 Pro	4	1:38.402	4	1:38.497	7	1:40.164	6	1:41.365	2	1:42.867	3
6	18	Racar Motorsport	PRT	Manuel Gião	PRT	Carlos Vieira	PRT	Mercedes AMG GT4	GT4 Pro	5	1:38.837	7	1:39.006	2	1:39.224	8	1:40.762	4	1:44.450	5
7	38	Lema Racing	SVK	Luis Calheiros	PRT	Paulo Macedo	PRT	Mercedes AMG GT4	GT4 Bro	2	1:40.291	6	1:40.471	3	1:40.870	4	1:41.703	2	1:42.755	5
8	29	SMC Motorsport	ESP	Alfonso Colomina	ESP			McLaren 570S GT4	GT4 Bro	3	1:40.639	4	1:41.237	3	1:44.545	6	1:46.778	2	1:49.542	7
9	16	Orlando Batina	PRT	Sergio Azevedo	PRT	Orlando Batina	PRT	BMW M4 GT4	GT4 Pro	6	1:41.125	3	1:41.174	9	1:41.563	8	1:41.903	4	1:43.608	2
10	37	Fábio Mota	PRT	Bruno Pires	PRT	Fábio Mota	PRT	Ginetta G55 GT4	GT4 Pro	7	1:41.441	5	1:42.008	8	1:42.094	3	1:42.428	2	1:49.603	4
11	59	Daniel Teixeira	PRT	Daniel Teixeira	PRT			Cupra TCR	TCR	1	1:41.482	3	1:41.700	2	1:41.739	5	1:41.948	8	1:49.013	7
12	69	Marcus Fothergill	GBR	David Benett	GBR	Marcus Fothergill	GBR	Porsche 991 Cup	Cup	1	1:42.564	9	1:42.975	8	1:43.573	6	1:43.875	5	1:44.514	7
13	007	Araujo Competição	PRT	Fernando Soares	PRT	Alvaro Ramos	PRT	Aston Martin Vantage GT4	GTX	1	1:43.560	3	1:44.189	4	1:44.227	7	1:45.048	2	1:55.050	5
14	580	Manuel Sousa	PRT	Manuel Sousa	PRT	Luis Silva	PRT	Cupra TCR	TCR	2	1:45.614	7	1:46.512	8	1:47.640	3	1:47.878	6	1:47.885	4
15	25	Steve Kirton	PRT	Steve Kirton	GBR	Jonathan Elsworth	GBR	Ginetta G50	GTX	2	1:45.905	4	1:46.652	3	1:46.957	6	1:47.875	2	1:50.547	5
16	40	RACE	ESP	Héctor Hernández	ESP	Borja Hormigos	ESP	BMW M240i Racing	TC	1	1:46.005	4	1:46.234	3	1:47.143	2	1:55.786	5	2:02.008	6
17	9	João Vieira	PRT	João Vieira	PRT			Porsche 911 Cup	Cup	2	1:46.336	4	1:50.859	2	3:03.644	5				
18	26	Tomás P. Abreu	GBR	Tomás P. Abreu	PRT	Simon Moore	GBR	Ginetta G50	GTX	3	1:46.378	6	1:46.466	7	1:46.727	3	1:46.815	5	1:47.194	4
19	58	André Nabais	PRT	Miguel Nabais	PRT	André Nabais	PRT	Porsche Cayman GT4	GTX	4	1:46.620	6	1:46.684	5	1:48.117	3	1:48.616	4	1:49.640	7
20	101	Lourenço Monteiro	PRT	Duarte Pinto Coelho	PRT	Lourenço Monteiro	PRT	Ginetta G40	TC	2	1:52.697	3	1:53.094	2	2:02.241	4				
21	102	ANIBAL MANUEL MARQUES	PRT	Gabriel Caçoilo	PRT	Henrique Cruz	PRT	Ginetta G40	TC	3	1:55.106	3	1:55.453	7	1:55.486	6	1:55.550	2	1:55.652	4
22	103	ADELINO FERREIRA CAR	PRT	Duarte Camelo	PRT	Mariana Machado	PRT	Ginetta G40	TC	4	1:57.535	3	1:57.716	4	1:58.045	2	1:58.167	7	1:58.733	8







# Circuito de Madrid Jarama - RACE

## Supercars (CPV)

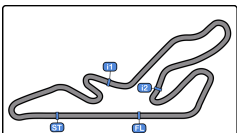
### CALIFICACIÓN 2

#### 5 Mejores Velocidades



Cl	Nº	Entrant/Team	Nat	Driver 1	Nat	Driver 2	Nat	Vehicle	Cat	Cl	Top 1		Top 2		Top 3		Top 4		Top 5		Avg
											Km/h	Lap	Km/h	Lap	Km/h	Lap	Km/h	Lap	Km/h	Lap	
1	5	José Carlos Pires	ESP	José Carlos Pires	ESP	Francisco Abreu	ESP	BMW M4 GT4	GT4 Pro	1	246.0	3	246.0	4	243.7	2	198.5	5	89.1	1	204.7
2	12	SMC Motorsport	ESP	Andrius Zemaitis	LIT	Alejandro Geppert	ESP	McLaren 570S GT4	GT4 Pro	2	245.4	2	243.7	4	243.7	5	239.4	3	78.6	1	210.2
3	29	SMC Motorsport	ESP	Alfonso Colomina	ESP			McLaren 570S GT4	GT4 Bro	1	242.1	6	241.0	3	241.0	5	240.5	4	240.5	7	241.0
4	007	Araujo Competição	PRT	Fernando Soares	PRT	Alvaro Ramos	PRT	Aston Martin Vantage GT4	GTX	1	241.0	6	238.4	4	237.8	7	234.7	8	229.7	3	236.3
5	18	Racar Motorsport	PRT	Manuel Gião	PRT	Carlos Vieira	PRT	Mercedes AMG GT4	GT4 Pro	3	240.5	7	239.4	3	238.9	4	238.9	5	237.8	2	239.1
6	115	NM Racing Team	ESP	Alberto de Martín Muñoz	ESP	Nil Montserrat Simó	ESP	Mercedes AMG GT4	GT4 Bro	2	240.5	3	240.5	5	238.9	6	238.4	4	236.8	7	239.0
7	16	Orlando Batina	PRT	Sergio Azevedo	PRT	Orlando Batina	PRT	BMW M4 GT4	GT4 Pro	4	239.4	6	239.4	8	238.9	2	238.4	4	237.8	7	238.8
8	116	NM Racing Team	ESP	Guillermo Aso Arjol	ESP			Mercedes AMG GT4	GT4 Pro	5	238.9	3	237.8	4	237.8	6	234.7	5	204.1	2	230.7
9	38	Lema Racing	SVK	Luis Calheiros	PRT	Paulo Macedo	PRT	Mercedes AMG GT4	GT4 Bro	3	235.2	4	233.7	3	232.2	5	230.7	6	229.7	9	232.3
10	55	Lema Racing	SVK	Nuno Pires	PRT	Elias Niskanen	FIN	Mercedes AMG GT4	GT4 Pro	6	235.2	3	235.2	7	234.7	8	234.2	4	229.2	5	233.7
11	58	André Nabais	PRT	Miguel Nabais	PRT	André Nabais	PRT	Porsche Cayman GT4	GTX	2	230.7	6	230.7	7	229.7	5	229.2	4	228.3	2	229.7
12	59	Daniel Teixeira	PRT	Daniel Teixeira	PRT			Cupra TCR	TCR	1	229.7	5	228.8	2	227.8	8	226.8	3	225.0	7	227.6
13	69	Marcus Fothergill	GBR	David Benett	GBR	Marcus Fothergill	GBR	Porsche 991 Cup	Cup	1	227.8	3	225.9	8	224.0	2	224.0	7	222.6	9	224.9
14	9	João Vieira	PRT	João Vieira	PRT			Porsche 911 Cup	Cup	2	227.3	3	224.5	2	222.6	4	215.5	5	102.1	1	198.4
15	37	Fábio Mota	PRT	Bruno Pires	PRT	Fábio Mota	PRT	Ginetta G55 GT4	GT4 Pro	7	224.5	6	222.6	4	222.2	5	221.3	3	221.3	8	222.4
16	580	Manuel Sousa	PRT	Manuel Sousa	PRT	Luis Silva	PRT	Cupra TCR	TCR	2	223.1	8	222.6	3	222.2	7	221.7	5	219.0	4	221.7
17	26	Tomás P. Abreu	GBR	Tomás P. Abreu	PRT	Simon Moore	GBR	Ginetta G50	GTX	3	222.2	4	222.2	8	219.5	2	219.0	3	216.8	5	219.9
18	25	Steve Kirton	GBR	Steve Kirton	GBR	Jonathan Elsworth	GBR	Ginetta G50	GTX	4	221.3	2	217.7	6	217.3	3	213.4	7	210.9	4	216.1
19	40	RACE	ESP	Héctor Hernández	ESP	Borja Hormigos	ESP	BMW M240i Racing	TC	1	221.3	6	217.7	3	216.8	4	216.4	2	213.4	5	217.1
20	102	ANIBAL MANUEL MARQUES	PRT	Gabriel Caçoilo	PRT	Henrique Cruz	PRT	Ginetta G40	TC	2	192.8	3	192.8	8	192.5	7	191.1	6	191.1	9	192.1
21	101	Lourenço Monteiro	PRT	Duarte Pinto Coelho	PRT	Lourenço Monteiro	PRT	Ginetta G40	TC	3	192.5	4	191.4	2	191.1	3	83.2	1			164.6
22	103	ADELINO FERREIRA CAR	PRT	Duarte Camelo	PRT	Mariana Machado	PRT	Ginetta G40	TC	4	191.1	7	190.4	4	190.4	6	189.8	8	189.1	9	190.2





Circuito de Madrid Jarama-RACE 3.850 m.

### Circuito de Madrid Jarama - RACE

Supercars (CPV)

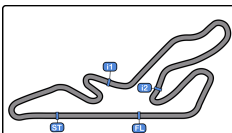
CALIFICACIÓN 2

Secuencia Vueltas Rápidas



Lap	Time of Day	Session Time	Nº Entrant/Team	Nat	Driver 1	Nat	Driver 2	Nat	Vehicle	Cat	Time	Km/h
2	17:37:46.277	3:46.277	5 José Carlos Pires		José Carlos Pires		Francisco Abreu		BMW M4 GT4	GT4 Pro	1:37.897	141.5





# Circuito de Madrid Jarama - RACE

## Supercars (CPV)

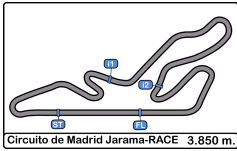
### CALIFICACIÓN 2

#### Mejor Máxima Velocidad del Evento



Nº	Entrant/Team	Nat	Driver 1	Nat	Driver 2	Nat	Vehicle	Cat	Km/h	Session
90	Ricardo Costa		Ricardo Costa				Porsche 911 Cup	INV	252.3	ENTRENAMIENTOS OPTATIVOS
5	José Carlos Pires		José Carlos Pires		Francisco Abreu		BMW M4 GT4	GT4 Pro	246.0	CALIFICACIÓN 2
12	SMC Motorsport		Andrius Zemaitis		Alejandro Geppert		McLaren 570S GT4	GT4 Pro	245.4	CALIFICACIÓN 1
88	Araujo Competição		Ruben Vaquinhas		Manuel Vistas		McLaren 570S GT4	GTX	244.8	CALIFICACIÓN 1
29	SMC Motorsport		Alfonso Colomina				McLaren 570S GT4	GT4 Bro	242.1	CALIFICACIÓN 2
115	NM Racing Team		Alberto de Martín Muñoz		Nil Montserrat Simó		Mercedes AMG GT4	GT4 Bro	241.6	CALIFICACIÓN 1
007	Araujo Competição		Fernando Soares		Alvaro Ramos		Aston Martin Vantage GT4	GTX	241.0	CALIFICACIÓN 2
8	Veloso Motorsport		Jorge Rodrigues		Patrick Cunha		Audi R8 LMS GT4	GT4 Bro	240.5	CALIFICACIÓN 1
18	Racar Motorsport		Manuel Gião		Carlos Vieira		Mercedes AMG GT4	GT4 Pro	240.5	CALIFICACIÓN 2
16	Orlando Batina		Sergio Azevedo		Orlando Batina		BMW M4 GT4	GT4 Pro	240.0	ENTRENAMIENTOS OPTATIVOS
116	NM Racing Team		Guillermo Aso Arjol				Mercedes AMG GT4	GT4 Pro	238.9	CALIFICACIÓN 1
55	Lema Racing		Nuno Pires		Elias Niskanen		Mercedes AMG GT4	GT4 Pro	236.3	ENTRENAMIENTOS OPTATIVOS
38	Lema Racing		Luis Calheiros		Paulo Macedo		Mercedes AMG GT4	GT4 Bro	235.8	CALIFICACIÓN 1
58	André Nabais		Miguel Nabais		André Nabais		Porsche Cayman GT4	GTX	234.2	ENTRENAMIENTOS OPTATIVOS
69	Marcus Fothergill		David Benett		Marcus Fothergill		Porsche 991 Cup	Cup	232.2	CALIFICACIÓN 1
9	João Vieira		João Vieira				Porsche 911 Cup	Cup	229.7	CALIFICACIÓN 1
59	Daniel Teixeira		Daniel Teixeira				Cupra TCR	TCR	229.7	CALIFICACIÓN 2
40	RACE		Héctor Hernández		Borja Hormigos		BMW M240i Racing	TC	224.5	ENTRENAMIENTOS OPTATIVOS
26	Tomás P. Abreu		Tomás P. Abreu		Simon Moore		Ginetta G50	GTX	224.5	ENTRENAMIENTOS LIBRES
37	Fábio Mota		Bruno Pires		Fábio Mota		Ginetta G55 GT4	GT4 Pro	224.5	CALIFICACIÓN 2
580	Manuel Sousa		Manuel Sousa		Luis Silva		Cupra TCR	TCR	223.1	CALIFICACIÓN 2
25	Steve Kirton		Steve Kirton		Jonathan Elsworth		Ginetta G50	GTX	222.6	ENTRENAMIENTOS OPTATIVOS
77	SMC Motorsport		Tomás Pintos				McLaren Artura	GTX	201.4	ENTRENAMIENTOS LIBRES
101	Lourenço Monteiro		Duarte Pinto Coelho		Lourenço Monteiro		Ginetta G40	TC	195.6	ENTRENAMIENTOS OPTATIVOS
102	ANIBAL MANUEL MARQUES DA CRUZ		Gabriel Caçoilo		Henrique Cruz		Ginetta G40	TC	195.6	ENTRENAMIENTOS OPTATIVOS
103	ADELINO FERREIRA CARMELO		Duarte Camelo		Mariana Machado		Ginetta G40	TC	192.8	ENTRENAMIENTOS LIBRES





Circuito de Madrid Jarama - RACI

Supercars (CPV)

CALIFICACIÓN 2

Tiempos Parada en Pit



37

Bruno Pires

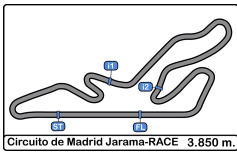
Ginetta G55 GT4

GT4 Pro

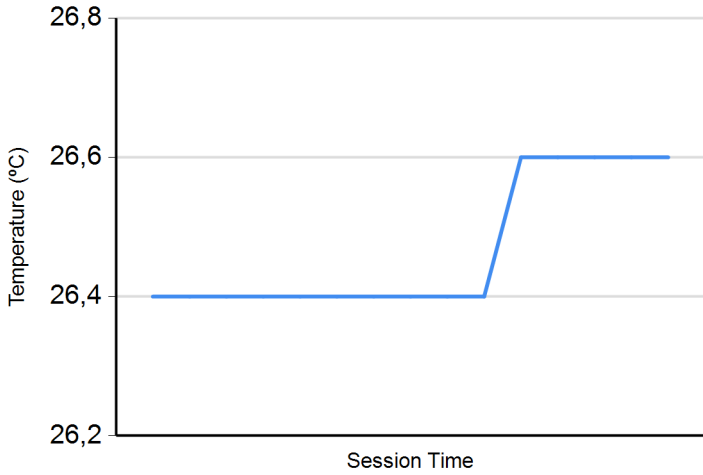
Fábio Mota

Fábio Mota

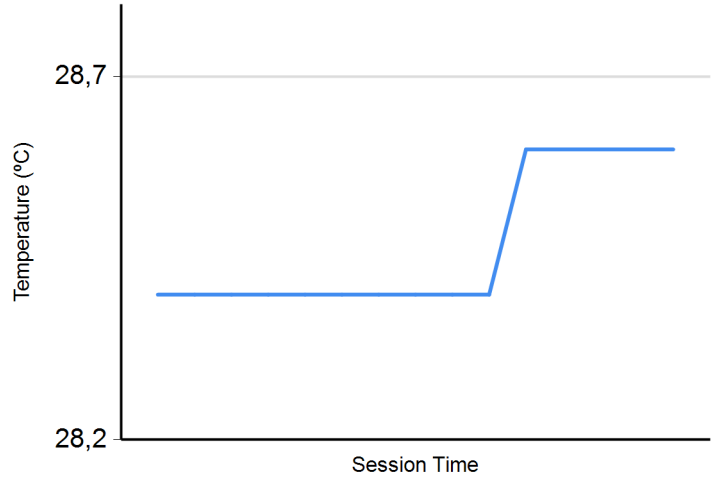
Nº	In Day Time	In Time	Out Time	Pit Time	T. Pit Time	Handicap	Diff.
1	17:44:53.695	17:44:53.695	17:46:12.557	1:18.862	1:18.862		



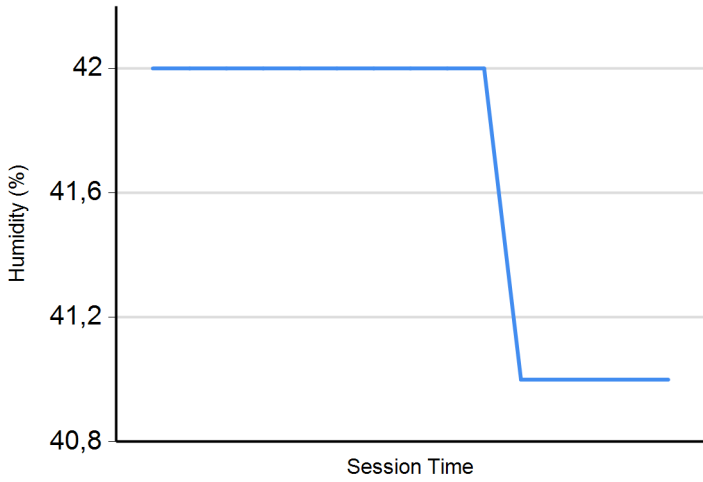
**Air Temperature**



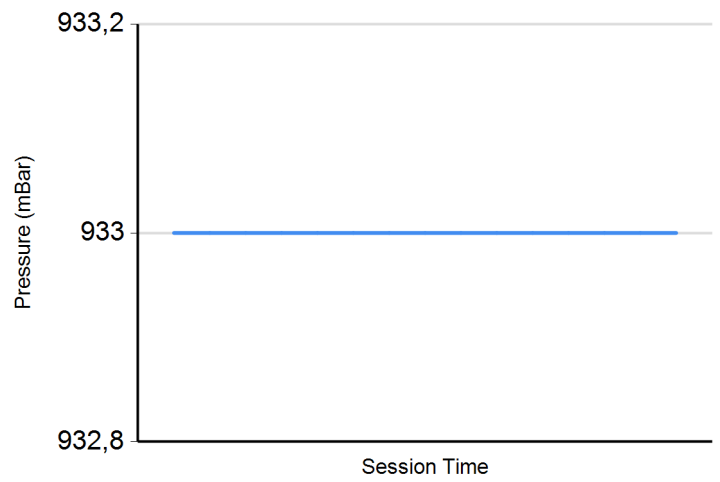
**Track Temperature**



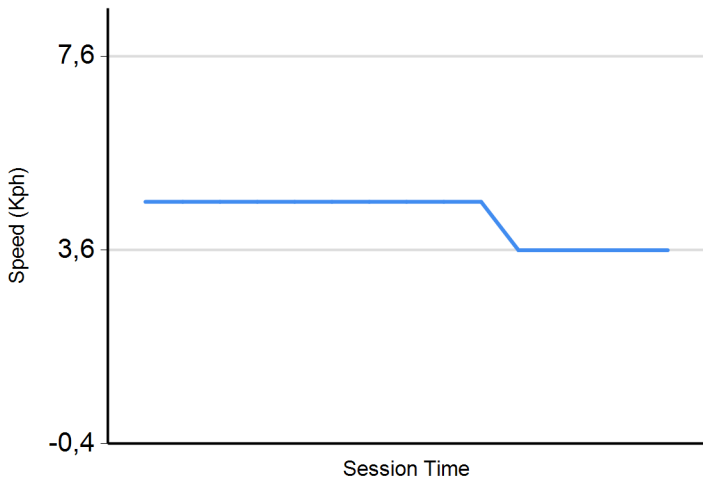
**Humidity**



**Pressure**



**Wind Speed**



**Wind direction**

North = 0°/360° Est = 90° South = 180° West = 270°

