

Circuito de Madrid Jarama - RACE

Supercars (CPV)

CARRERA 1

Resultados Provisionales



Cls	Nº	Entrant/Team	Nat	Driver 1	Nat	Driver 2	Nat	Vehicle	Cat	Cl	Laps	Total Time	Gap	Interval	Km/h	Best	Time	Km/h
1	5	José Carlos Pires		José Carlos Pires		Francisco Abreu		BMW M4 GT4	GT4 Pro	1	24	47:23.116			116.9	7	1:39.729	138.9
2	55	Lema Racing		Nuno Pires		Elias Niskanen		Mercedes AMG GT4	GT4 Pro	2	24	47:23.651	0.535	0.535	116.9	14	1:39.781	138.9
3	116	NM Racing Team		Guillermo Aso Arjol				Mercedes AMG GT4	GT4 Pro	3	24	47:24.041	0.925	0.390	116.9	8	1:40.141	138.4
4	115	NM Racing Team		Alberto de Martín Muñoz		Nil Montserrat Simó		Mercedes AMG GT4	GT4 Bro	1	24	47:24.892	1.776	0.851	116.9	17	1:39.941	138.6
5	8	Veloso Motorsport		Jorge Rodrigues		Patrick Cunha		Audi R8 LMS GT4	GT4 Bro	2	24	47:34.170	11.054	9.278	116.5	19	1:40.723	137.6
6	12	SMC Motorsport		Andrius Zemaitis		Alejandro Geppert		McLaren 570S GT4	GT4 Pro	4	24	47:35.803	12.687	1.633	116.4	14	1:40.294	138.1
7	37	Fábio Mota		Bruno Pires		Fábio Mota		Ginetta G55 GT4	GT4 Pro	5	24	47:41.065	17.949	5.262	116.2	8	1:41.272	136.8
8	59	Daniel Teixeira		Daniel Teixeira				Cupra TCR	TCR	1	24	47:42.110	18.994	1.045	116.2	5	1:41.730	136.2
9	29	SMC Motorsport		Alfonso Colomina				McLaren 570S GT4	GT4 Bro	3	24	47:42.475	19.359	0.365	116.2	6	1:41.243	136.8
10	38	Lema Racing		Luis Calheiros		Paulo Macedo		Mercedes AMG GT4	GT4 Bro	4	24	47:46.547	23.431	4.072	116.0	17	1:41.392	136.6
11	16	Orlando Batina		Sergio Azevedo		Orlando Batina		BMW M4 GT4	GT4 Pro	6	24	47:46.774	23.658	0.227	116.0	14	1:41.239	136.9
12	007	Araujo Competição		Fernando Soares		Alvaro Ramos		Aston Martin Vantage GT4	GTX	1	23	47:25.633	1 Lap	1 Lap	112.0	9	1:43.920	133.3
13	69	Marcus Fothergill		David Benett		Marcus Fothergill		Porsche 991 Cup	Cup	1	23	47:26.593	1 Lap	0.960	111.9	18	1:44.506	132.6
14	58	André Nabais		Miguel Nabais		André Nabais		Porsche Cayman GT4	GTX	2	23	47:28.082	1 Lap	1.489	111.9	6	1:45.691	131.1
15	26	Tomás P. Abreu		Tomás P. Abreu		Simon Moore		Ginetta G50	GTX	3	23	47:30.611	1 Lap	2.529	111.8	5	1:46.785	129.7
16	25	Steve Kirton		Steve Kirton		Jonathan Elsworth		Ginetta G50	GTX	4	23	47:31.238	1 Lap	0.627	111.8	14	1:45.769	131.0
17	40	RACE		Héctor Hernández		Borja Hormigos		BMW M240i Racing	TC	1	23	47:33.196	1 Lap	1.958	111.7	14	1:48.082	128.2
18	9	João Vieira		João Vieira				Porsche 911 Cup	Cup	2	23	47:35.234	1 Lap	2.038	111.6	5	1:45.527	131.3
19	101	Lourenço Monteiro		Duarte Pinto Coelho		Lourenço Monteiro		Ginetta G40	TC	2	22	47:40.744	2 Laps	1 Lap	106.5	5	1:53.175	122.4
20	103	ADELINO FERREIRA CARM		Duarte Camelo		Mariana Machado		Ginetta G40	TC	3	21	47:30.910	3 Laps	1 Lap	102.0	4	1:54.907	120.6
21	102	ANIBAL MANUEL MARQUES DA		Gabriel Caçoilo		Henrique Cruz		Ginetta G40	TC	4	17	36:27.487	7 Laps	4 Laps	107.7	9	1:53.943	121.6
22	18	Racar Motorsport		Manuel Gião		Carlos Vieira		Mercedes AMG GT4	GT4 Pro	7	13	47:37.028	11 Laps	4 Laps	63.0	4	1:38.926	140.1

Not classified: (Requirements: 50% of number laps of leader = 12 Laps)

580	Manuel Sousa		Manuel Sousa		Luis Silva		Cupra TCR	TCR	2	10	20:39.990	14 Laps	3 Laps	111.7	8	1:45.571	131.2
-----	--------------	--	---------------------	--	------------	--	-----------	-----	---	----	-----------	---------	--------	-------	---	----------	-------

Fastest lap Gião - Vieira in 1:38.926 at 140.1 Km/h in lap 4

GT4 Pro	18	Racar Motorsport		Manuel Gião		Carlos Vieira		Mercedes AMG GT4	4	1:38.926	140.1
GT4 Bronze	115	NM Racing Team		Alberto de Martín Muñoz		Nil Montserrat Simó		Mercedes AMG GT4	17	1:39.941	138.6
TCR	59	Daniel Teixeira		Daniel Teixeira				Cupra TCR	5	1:41.730	136.2
GTX	007	Araujo Competição		Fernando Soares		Alvaro Ramos		Aston Martin Vantage GT4	9	1:43.920	133.3
Cup	69	Marcus Fothergill		David Benett		Marcus Fothergill		Porsche 991 Cup	18	1:44.506	132.6
TC	40	RACE		Héctor Hernández		Borja Hormigos		BMW M240i Racing	14	1:48.082	128.2

Published at:.....

Track Temp: 26.6 °C Air Temp: 24.6 °C Humidity: 50 % Track Status: SECA

Race Director:

Ramiro BRITO

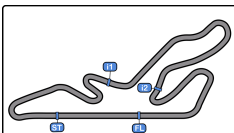
DCI PT23/2438

Timekeeper:

David García

JOB-1606-ESP/M





Circuito de Madrid Jarama - RACE
Supercars (CPV)
CARRERA 1
Resultados Provisionales por Categoría



GT4 Pro																		
Cls	Nº	Entrant/Team	Nat	Driver 1	Nat	Driver 2	Nat	Vehicle	Cat	Cl	Laps	Total Time	Gap	Interval	Km/h	Best	Time	Km/h
1	5	José Carlos Pires	ESP	<u>José Carlos Pires</u>	ESP	Francisco Abreu	ESP	BMW M4 GT4	GT4 Pro	1	24	47:23.116			116.9	7	1:39.729	138.9
2	55	Lema Racing	SVK	<u>Nuno Pires</u>	ESP	Elias Niskanen	FIN	Mercedes AMG GT4	GT4 Pro	2	24	47:23.651	0.535	0.535	116.9	14	1:39.781	138.9
3	116	NM Racing Team	ESP	Guillermo Aso Arjol	ESP		FRA	Mercedes AMG GT4	GT4 Pro	3	24	47:24.041	0.925	0.390	116.9	8	1:40.141	138.4
4	12	SMC Motorsport	ESP	<u>Andrius Zemaitis</u>	LTU	Alejandro Geppert	ESP	McLaren 570S GT4	GT4 Pro	4	24	47:35.803	12.687	11.762	116.4	14	1:40.294	138.1
5	37	Fábio Mota	POR	<u>Bruno Pires</u>	POR	Fábio Mota	POR	Ginetta G55 GT4	GT4 Pro	5	24	47:41.065	17.949	5.262	116.2	8	1:41.272	136.8
6	16	Orlando Batina	POR	<u>Sergio Azevedo</u>	POR	Orlando Batina	POR	BMW M4 GT4	GT4 Pro	6	24	47:46.774	23.658	5.709	116.0	14	1:41.239	136.9
7	18	Racar Motorsport	POR	<u>Manuel Gião</u>	POR	Carlos Vieira	POR	Mercedes AMG GT4	GT4 Pro	7	13	47:37.028	11 Laps	11 Laps	63.0	4	1:38.926	140.1

GT4 Bronze																		
Cls	Nº	Entrant/Team	Nat	Driver 1	Nat	Driver 2	Nat	Vehicle	Cat	Cl	Laps	Total Time	Gap	Interval	Km/h	Best	Time	Km/h
1	115	NM Racing Team	ESP	<u>Alberto de Martín Muñoz</u>	ESP	Nil Montserrat Simó	ESP	Mercedes AMG GT4	GT4 Bro	1	24	47:24.892			116.9	17	1:39.941	138.6
2	8	Veloso Motorsport	POR	<u>Jorge Rodrigues</u>	POR	Patrick Cunha	POR	Audi R8 LMS GT4	GT4 Bro	2	24	47:34.170	9.278	9.278	116.5	19	1:40.723	137.6
3	29	SMC Motorsport	ESP	Alfonso Colomina	ESP			McLaren 570S GT4	GT4 Bro	3	24	47:42.475	17.583	8.305	116.2	6	1:41.243	136.8
4	38	Lema Racing	SVK	<u>Luis Calheiros</u>	POR	Paulo Macedo	POR	Mercedes AMG GT4	GT4 Bro	4	24	47:46.547	21.655	4.072	116.0	17	1:41.392	136.6

TCR																		
Cls	Nº	Entrant/Team	Nat	Driver 1	Nat	Driver 2	Nat	Vehicle	Cat	Cl	Laps	Total Time	Gap	Interval	Km/h	Best	Time	Km/h
1	59	Daniel Teixeira	POR	Daniel Teixeira	POR			Cupra TCR	TCR	1	24	47:42.110			116.2	5	1:41.730	136.2
Not classified: (Requirements: 50% of number laps of leader = 12 Laps)																		
	580	Manuel Sousa	POR	<u>Manuel Sousa</u>	POR	Luis Silva	POR	Cupra TCR	TCR	2	10	20:39.990	14 Laps	14 Laps	111.7	8	1:45.571	131.2

GTX																		
Cls	Nº	Entrant/Team	Nat	Driver 1	Nat	Driver 2	Nat	Vehicle	Cat	Cl	Laps	Total Time	Gap	Interval	Km/h	Best	Time	Km/h
1	007	Araujo Competição	POR	<u>Fernando Soares</u>	POR	Alvaro Ramos	POR	Aston Martin Vantage GT4	GTX	1	23	47:25.633			112.0	9	1:43.920	133.3
2	58	André Nabais	POR	<u>Miguel Nabais</u>	POR	André Nabais	POR	Porsche Cayman GT4	GTX	2	23	47:28.082	2.449	2.449	111.9	6	1:45.691	131.1
3	26	Tomás P. Abreu	GBR	<u>Tomás P. Abreu</u>	GBR	Simon Moore	GBR	Ginetta G50	GTX	3	23	47:30.611	4.978	2.529	111.8	5	1:46.785	129.7
4	25	Steve Kirton	GBR	<u>Steve Kirton</u>	GBR	Jonathan Elsworth	GBR	Ginetta G50	GTX	4	23	47:31.238	5.605	0.627	111.8	14	1:45.769	131.0

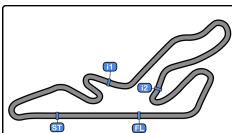
Cup																		
Cls	Nº	Entrant/Team	Nat	Driver 1	Nat	Driver 2	Nat	Vehicle	Cat	Cl	Laps	Total Time	Gap	Interval	Km/h	Best	Time	Km/h
1	69	Marcus Fothergill	GBR	<u>David Benett</u>	GBR	Marcus Fothergill	GBR	Porsche 991 Cup	Cup	1	23	47:26.593			111.9	18	1:44.506	132.6
2	9	João Vieira	POR	João Vieira	POR			Porsche 911 Cup	Cup	2	23	47:35.234	8.641	8.641	111.6	5	1:45.527	131.3

Published at:.....

Track Temp: 26.6 °C Air Temp: 24.6 °C Humidity: 50 % Track Status: SECA

Race Director:	Ramiro BRITO DCI PT23/2438	Timekeeper:	David García JOB-1606-ESP/M
-----------------------	-------------------------------	--------------------	--------------------------------





Circuito de Madrid Jarama - RACE
Supercars (CPV)
CARRERA 1
Resultados Provisionales por Categoría



Circuito de Madrid Jarama-RACE 3.850 m.

TC																		
Cls	Nº	Entrant/Team	Nat	Driver 1	Nat	Driver 2	Nat	Vehicle	Cat	Cl	Laps	Total Time	Gap	Interval	Km/h	Best	Time	Km/h
1	40	RACE		<u>Héctor Hernández</u>		Borja Hormigos		BMW M240i Racing	TC	1	23	47:33.196			111.7	14	1:48.082	128.2
2	101	Lourenço Monteiro		<u>Duarte Pinto Coelho</u>		Lourenço Monteiro		Ginetta G40	TC	2	22	47:40.744	1 Lap	1 Lap	106.5	5	1:53.175	122.4
3	103	ADELINO FERREIRA CARM		<u>Duarte Camelo</u>		Mariana Machado		Ginetta G40	TC	3	21	47:30.910	2 Laps	1 Lap	102.0	4	1:54.907	120.6
4	102	ANIBAL MANUEL MARQUES DA		<u>Gabriel Caçoilo</u>		Henrique Cruz		Ginetta G40	TC	4	17	36:27.487	6 Laps	4 Laps	107.7	9	1:53.943	121.6

Fastest lap Gião - Vieira in 1:38.926 at 140.1 Km/h in lap 4

Published at:.....

Track Temp: 26.6 °C Air Temp: 24.6 °C Humidity: 50 % Track Status: SECA

Race Director:

Ramiro BRITO

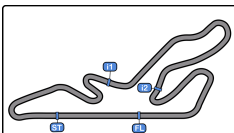
DCI PT23/2438

Timekeeper:

David García

JOB-1606-ESP/M





Circuito de Madrid Jarama - RACE

Supercars (CPV)

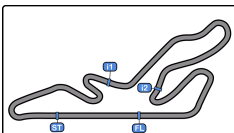
CARRERA 1

Clasificación Provisional por Vuelta Rápida de Piloto



Clas	Nº	Entrant/Team	Nat	Vehicle	Driver	Nat	Status	Cat	Clas	Laps	Best	Time	Gap	Interval	Km/h
1	18	Racar Motorsport	PT	Mercedes AMG GT4	Manuel Gão	PT		GT4 Pr	1	5	4	1:38.926			140.1
2	5	José Carlos Pires	PT	BMW M4 GT4	José Carlos Pires	PT		GT4 Pr	2	12	7	1:39.729	0.803	0.803	138.9
3	55	Lema Racing	SVK	Mercedes AMG GT4	Elias Niskanen	FIN		GT4 Pr	3	12	2	1:39.781	0.855	0.052	138.9
4	115	NM Racing Team	ESP	Mercedes AMG GT4	Nil Montserrat Simó	ESP		GT4 Br	1	12	5	1:39.941	1.015	0.160	138.6
5	5	José Carlos Pires	PT	BMW M4 GT4	Francisco Abreu	PT		GT4 Pr	4	12	7	1:39.963	1.037	0.022	138.6
6	116	NM Racing Team	ESP	Mercedes AMG GT4	Guillermo Aso Ariol	ESP		GT4 Pr	5	24	8	1:40.141	1.215	0.178	138.4
7	55	Lema Racing	SVK	Mercedes AMG GT4	Nuno Pires	PT		GT4 Pr	6	12	5	1:40.218	1.292	0.077	138.2
8	12	SMC Motorsport	ESP	McLaren 570S GT4	Alejandro Geppert	ESP		GT4 Pr	7	12	2	1:40.294	1.368	0.076	138.1
9	18	Racar Motorsport	PT	Mercedes AMG GT4	Carlos Vieira	PT		GT4 Pr	8	8	3	1:40.620	1.694	0.326	137.7
10	115	NM Racing Team	ESP	Mercedes AMG GT4	Alberto de Martín Muñoz	ESP		GT4 Br	2	12	7	1:40.697	1.771	0.077	137.6
11	8	Veloso Motorsport	PT	Audi R8 LMS GT4	Patrick Cunha	PT		GT4 Br	3	12	7	1:40.723	1.797	0.026	137.6
12	16	Orlando Batina	PT	BMW M4 GT4	Orlando Batina	PT		GT4 Pr	9	12	2	1:41.239	2.313	0.516	136.9
13	29	SMC Motorsport	ESP	McLaren 570S GT4	Alfonso Colomina	ESP		GT4 Br	4	24	6	1:41.243	2.317	0.004	136.8
14	37	Fábio Mota	PT	Ginetta G55 GT4	Bruno Pires	PT		GT4 Pr	10	13	8	1:41.272	2.346	0.029	136.8
15	38	Lema Racing	SVK	Mercedes AMG GT4	Paulo Macedo	PT		GT4 Pr	5	12	5	1:41.392	2.466	0.120	136.6
16	8	Veloso Motorsport	PT	Audi R8 LMS GT4	Jorge Rodrigues	PT		GT4 Br	6	12	6	1:41.393	2.467	0.001	136.6
17	59	Daniel Teixeira	PT	Cupra TCR	Daniel Teixeira	PT		TCR	1	24	5	1:41.730	2.804	0.337	136.2
18	37	Fábio Mota	PT	Ginetta G55 GT4	Fábio Mota	PT		GT4 Pr	11	11	4	1:41.778	2.852	0.048	136.1
19	38	Lema Racing	SVK	Mercedes AMG GT4	Luis Calheiros	PT		GT4 Br	7	12	6	1:41.784	2.858	0.006	136.1
20	16	Orlando Batina	PT	BMW M4 GT4	Sergio Azevedo	PT		GT4 Pr	12	12	7	1:42.787	3.861	1.003	134.8
21	12	SMC Motorsport	ESP	McLaren 570S GT4	Andrius Zemaitis	LTU		GT4 Pr	13	12	5	1:43.571	4.645	0.784	133.8
22	007	Araujo Competição	PT	Aston Martin Vantage GT4	Fernando Soares	PT		GTX	1	12	9	1:43.920	4.994	0.349	133.3
23	007	Araujo Competição	PT	Aston Martin Vantage GT4	Alvaro Ramos	PT		GTX	2	11	7	1:44.241	5.315	0.321	132.9
24	69	Marcus Fothergill	GB	Porsche 991 Cup	Marcus Fothergill	GB		Cup	1	12	7	1:44.506	5.580	0.265	132.6
25	9	João Vieira	PT	Porsche 911 Cup	João Vieira	PT		Cup	2	23	5	1:45.527	6.601	1.021	131.3
26	580	Manuel Sousa	PT	Cupra TCR	Manuel Sousa	PT		TCR	2	10	8	1:45.571	6.645	0.044	131.2
27	58	André Nabais	PT	Porsche Cayman GT4	Miquel Nabais	PT		GTX	3	23	6	1:45.691	6.765	0.120	131.1
28	25	Steve Kirton	GB	Ginetta G50	Jonathan Elsworth	GB		GTX	4	12	3	1:45.769	6.843	0.078	131.0
29	26	Tomás P. Abreu	GB	Ginetta G50	Tomás P. Abreu	PT		GTX	5	11	5	1:46.785	7.859	1.016	129.7
30	26	Tomás P. Abreu	GB	Ginetta G50	Simon Moore	GB		GTX	6	12	6	1:46.817	7.891	0.032	129.7
31	69	Marcus Fothergill	GB	Porsche 991 Cup	David Benett	GB		Cup	3	11	4	1:47.558	8.632	0.741	128.8
32	40	RACE	ESP	BMW M240i Racing	Boria Hormigos	ESP		TC	1	12	3	1:48.082	9.156	0.524	128.2
33	40	RACE	ESP	BMW M240i Racing	Héctor Hernández	ESP		TC	2	11	5	1:48.826	9.900	0.744	127.3
34	25	Steve Kirton	GB	Ginetta G50	Steve Kirton	GB		GTX	7	11	4	1:49.648	10.722	0.822	126.4
35	101	Lourenco Monteiro	PT	Ginetta G40	Duarte Pinto Coelho	PT		TC	3	12	5	1:53.175	14.249	3.527	122.4
36	102	ANIBAL MANUEL MARQUES D	PT	Ginetta G40	Gabriel Cacoilo	PT		TC	4	11	9	1:53.943	15.017	0.768	121.6
37	103	ADELINO FERREIRA CARMEL	PT	Ginetta G40	Duarte Camelo	PT		TC	5	12	4	1:54.907	15.981	0.964	120.6
38	102	ANIBAL MANUEL MARQUES D	PT	Ginetta G40	Henriau Cruz	PT		TC	6	6	6	1:54.921	15.995	0.014	120.6





Circuito de Madrid Jarama-RACE 3.850 m.

Circuito de Madrid Jarama - RACE

Supercars (CPV)

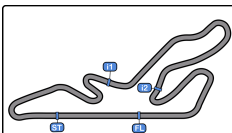
CARRERA 1



Clasificación Provisional por Vuelta Rápida de Piloto

Clas	Nº	Entrant/Team	Nat	Vehicle	Driver	Nat	Status	Cat	Clas	Laps	Best	Time	Gap	Interval	Km/h
39	101	Lourenco Monteiro		Ginetta G40	Lourenco Monteiro			TC	7	10	6	1:55.082	16.156	0.161	120.4
40	103	ADELINO FERREIRA CARMEL		Ginetta G40	Mariana Machado			TC	8	9	2	1:58.327	19.401	3.245	117.1





Circuito de Madrid Jarama - RACE

Supercars (CPV)

CARRERA 1

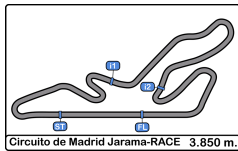
Distancia y Velocidad Media



Circuito de Madrid Jarama-RACE 3.850 m.

Cls	Nº	Entrant/Team	Nat	Driver 1	Nat	Driver 2	Nat	Vehicle	Cat	Cls	Laps	Distance	Total Time	Km/h
1	5	José Carlos Pires		José Carlos Pires		Francisco Abreu		BMW M4 GT4	GT4 Pro	1	24	92.40	47:23.116	116.9
2	55	Lema Racing		Nuno Pires		Elias Niskanen		Mercedes AMG GT4	GT4 Pro	2	24	92.40	47:23.651	116.9
3	116	NM Racing Team		Guillermo Aso Arjol				Mercedes AMG GT4	GT4 Pro	3	24	92.40	47:24.041	116.9
4	115	NM Racing Team		Alberto de Martín Muñoz		Nil Montserrat Simó		Mercedes AMG GT4	GT4 Bro	1	24	92.40	47:24.892	116.9
5	8	Veloso Motorsport		Jorge Rodrigues		Patrick Cunha		Audi R8 LMS GT4	GT4 Bro	2	24	92.40	47:34.170	116.5
6	12	SMC Motorsport		Andrius Zemaitis		Alejandro Geppert		McLaren 570S GT4	GT4 Pro	4	24	92.40	47:35.803	116.4
7	37	Fábio Mota		Bruno Pires		Fábio Mota		Ginetta G55 GT4	GT4 Pro	5	24	92.40	47:41.065	116.2
8	59	Daniel Teixeira		Daniel Teixeira				Cupra TCR	TCR	1	24	92.40	47:42.110	116.2
9	29	SMC Motorsport		Alfonso Colomina				McLaren 570S GT4	GT4 Bro	3	24	92.40	47:42.475	116.2
10	38	Lema Racing		Luis Calheiros		Paulo Macedo		Mercedes AMG GT4	GT4 Bro	4	24	92.40	47:46.547	116.0
11	16	Orlando Batina		Sergio Azevedo		Orlando Batina		BMW M4 GT4	GT4 Pro	6	24	92.40	47:46.774	116.0
12	007	Araujo Competição		Fernando Soares		Alvaro Ramos		Aston Martin Vantage GT4	GTX	1	23	88.55	47:25.633	112.0
13	69	Marcus Fothergill		David Benett		Marcus Fothergill		Porsche 991 Cup	Cup	1	23	88.55	47:26.593	111.9
14	58	André Nabais		Miguel Nabais		André Nabais		Porsche Cayman GT4	GTX	2	23	88.55	47:28.082	111.9
15	26	Tomás P. Abreu		Tomás P. Abreu		Simon Moore		Ginetta G50	GTX	3	23	88.55	47:30.611	111.8
16	25	Steve Kirton		Steve Kirton		Jonathan Elsworth		Ginetta G50	GTX	4	23	88.55	47:31.238	111.8
17	40	RACE		Héctor Hernández		Borja Hormigos		BMW M240i Racing	TC	1	23	88.55	47:33.196	111.7
18	9	João Vieira		João Vieira				Porsche 911 Cup	Cup	2	23	88.55	47:35.234	111.6
19	101	Lourenço Monteiro		Duarte Pinto Coelho		Lourenço Monteiro		Ginetta G40	TC	2	22	84.70	47:40.744	106.5
20	103	ADELINO FERREIRA CARMELO		Duarte Camelo		Mariana Machado		Ginetta G40	TC	3	21	80.85	47:30.910	102.0
21	102	ANIBAL MANUEL MARQUES DA CRUZ		Gabriel Caçoilo		Henrique Cruz		Ginetta G40	TC	4	17	65.45	36:27.487	107.7
22	18	Racar Motorsport		Manuel Gião		Carlos Vieira		Mercedes AMG GT4	GT4 Pro	7	13	50.05	47:37.028	63.0
Not classified: (Requirements: 50% of number laps of leader = 12 Laps)														
	580	Manuel Sousa		Manuel Sousa		Luis Silva		Cupra TCR	TCR	2	10	38.50	20:39.990	111.7





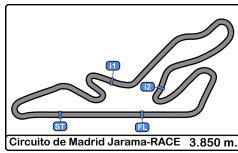
Circuito de Madrid Jarama - RACI
Supercars (CPV)
CARRERA 1
Tiempos Por Vuelta



5							9								
José Carlos Pires							João Vieira								
BMW M4 GT4							Porsche 911 Cup								
GT4 Pro			Francisco Abreu		José Carlos Pires		Cup			João Vieira					
Lap	D	Time	Sector 1	Sector 2	Sector 3	T. Spd	Elapsed	Lap	D	Time	Sector 1	Sector 2	Sector 3	T. Spd	Elapsed
1	1	1:45.654	44.223	33.002	28.429	208.0	1:45.654	1	1:54.811	48.528	36.290	29.993	173.9	1:54.811	
2	1	1:45.208	39.363	33.262	32.583	241.0	3:30.862	2	1:49.337	41.435	36.491	31.411	216.0	3:44.148	
3	1	2:46.282	1:15.068	49.674	41.540	123.7	6:17.144	3	2:40.370	1:11.050	50.373	38.947	159.5	6:24.518	
4	1	1:41.276	39.704	33.516	28.056	226.8	7:58.420	4	1:46.350	41.123	35.497	29.730	220.4	8:10.868	
5	1	1:40.368	39.083	33.247	28.038	244.8	9:38.788	5	1:45.527	40.803	35.161	29.563	220.4	9:56.395	
6	1	1:40.536	38.980	33.274	28.282	231.2	11:19.324	6	1:46.163	40.573	35.574	30.016	218.1	11:42.558	
7	1	1:39.729	38.580	32.996	28.153	244.8	12:59.053	7	1:45.913	40.393	35.280	30.240	226.4	13:28.471	
8	1	1:40.122	38.863	32.887	28.372	233.2	14:39.175	8	1:46.693	41.281	35.544	29.868	200.7	15:15.164	
9	1	1:40.484	39.149	33.096	28.239	227.8	16:19.659	9	1:46.272	40.870	35.401	30.001	203.7	17:01.436	
10	1	1:39.903	38.642	33.096	28.165	242.1	17:59.562	10	1:45.844	40.750	35.153	29.941	214.2	18:47.280	
11	1	1:40.658	39.090	32.900	28.668	243.7	19:40.220	11	1:56.960 P	40.524	36.156	40.280	210.5	20:44.240	
12	1	1:49.338 P	39.759	33.757	35.822	230.7	21:29.558	12	3:49.987	2:43.293	36.436	30.258	115.2	24:34.227	
13	2	3:40.220	2:38.120	33.408	28.692	115.7	25:09.778	13	2:45.511	1:37.814	36.929	30.768	220.8	27:19.738	
14	2	1:40.896	39.174	33.402	28.320	243.7	26:50.674	14	1:48.493	41.604	36.660	30.229	208.8	29:08.231	
15	2	1:40.839	39.149	33.460	28.230	244.3	28:31.513	15	1:49.273	41.339	37.164	30.770	215.1	30:57.504	
16	2	1:40.852	38.735	33.695	28.422	243.7	30:12.365	16	1:48.191	42.132	35.900	30.159	204.5	32:45.695	
17	2	1:40.936	39.580	32.991	28.365	242.6	31:53.301	17	1:47.191	41.895	35.677	29.619	196.0	34:32.886	
18	2	1:40.209	38.641	33.173	28.395	243.2	33:33.510	18	1:47.691	41.090	36.277	30.324	215.1	36:20.577	
19	2	1:39.963	38.536	32.926	28.501	243.2	35:13.473	19	1:48.712	41.498	36.626	30.588	198.5	38:09.289	
20	2	1:40.373	38.844	33.156	28.373	242.6	36:53.846	20	1:51.749	42.933	38.025	30.791	213.8	40:01.038	
21	2	1:40.669	38.853	33.272	28.544	243.2	38:34.515	21	1:49.629	42.521	36.539	30.569	194.9	41:50.667	
22	2	1:55.380	39.346	39.600	36.434	242.1	40:29.895	22	2:25.356	43.558	44.488	57.310	201.4	44:16.023	
23	2	3:34.471	1:15.406	1:18.987	1:00.078	145.1	44:04.366	23	3:19.211	1:26.727	1:16.798	35.686	92.2	47:35.234	
24	2	3:18.750	1:25.006	1:12.997	40.747	78.0	47:23.116								

8							12								
Jorge Rodrigues							Andrius Zemaitis								
Audi R8 LMS GT4							McLaren 570S GT4								
GT4 Bronze			Patrick Cunha		Velo MotorSport		GT4 Pro			Alejandro Geppert					
Lap	D	Time	Sector 1	Sector 2	Sector 3	T. Spd	Elapsed	Lap	D	Time	Sector 1	Sector 2	Sector 3	T. Spd	Elapsed
1	1	1:47.678	44.722	34.266	28.690	201.1	1:47.678	1	1:50.593	46.798	34.926	28.869	189.8	1:50.593	
2	1	1:45.092	39.096	33.301	32.695	235.2	3:32.770	2	1:48.101	41.239	35.185	31.677	236.3	3:38.694	
3	1	2:44.962	1:14.896	50.631	39.435	130.4	6:17.732	3	2:43.894	1:13.996	50.380	39.518	141.9	6:22.588	
4	1	1:41.843	39.985	33.385	28.473	221.7	7:59.575	4	1:43.977	40.320	34.771	28.886	224.5	8:06.565	
5	1	1:42.799	40.425	33.654	28.720	233.7	9:42.374	5	1:43.571	39.993	34.709	28.869	221.3	9:50.136	
6	1	1:41.393	39.299	33.424	28.670	236.8	11:23.767	6	1:43.659	39.637	34.872	29.150	233.7	11:33.795	
7	1	1:41.525	39.298	33.452	28.775	237.3	13:05.292	7	1:44.862	40.487	35.171	29.204	226.4	13:18.657	
8	1	1:41.889	39.015	34.235	28.639	233.7	14:47.181	8	1:44.871	40.489	35.285	29.097	232.7	15:03.528	
9	1	1:41.719	39.346	33.593	28.780	234.2	16:28.900	9	1:46.115	40.355	36.232	29.528	227.8	16:49.643	
10	1	1:41.719	39.346	33.593	28.780	234.2	16:28.900	10	1:44.035	40.121	34.800	29.114	224.5	18:33.678	
11	1	1:42.113	39.131	34.099	28.883	233.2	18:11.013	11	1:45.038	39.634	35.428	29.976	233.7	20:18.716	
12	1	1:42.714	39.460	33.928	29.326	234.2	19:53.727	12	2:29.652 P	46.318	53.739	49.595	198.8	22:48.368	
13	2	2:46.311 P	1:05.203	54.331	46.777	182.4	22:40.038	13	3:43.661	2:40.575	34.070	29.016	60.3	26:32.029	
14	2	3:42.252	2:39.153	33.813	29.286	60.8	26:22.290	14	1:40.294	38.811	32.870	28.613	241.0	28:12.323	
15	2	1:42.410	40.043	33.666	28.701	226.4	28:04.700	15	1:40.347	39.109	32.910	28.328	241.0	29:52.670	
16	2	1:41.334	39.232	33.435	28.667	229.7	29:46.034	16	1:40.704	38.647	33.382	28.675	243.7	31:33.374	
17	2	1:41.459	39.326	33.507	28.626	230.7	31:27.493	17	1:40.885	39.027	33.401	28.457	240.5	33:14.259	
18	2	1:41.569	39.091	33.556	28.922	231.2	33:09.062	18	1:40.331	38.698	33.065	28.568	243.7	34:54.590	
19	2	1:40.744	39.028	33.245	28.471	230.2	34:49.806	19	1:40.657	39.041	33.071	28.545	240.0	36:35.247	
20	2	1:40.723	38.937	33.147	28.639	232.2	36:30.529	20	1:40.806	38.729	33.293	28.784	241.0	38:16.053	
21	2	1:41.705	39.531	33.549	28.625	234.2	38:12.234	21	1:45.893	39.129	35.566	31.198	240.0	40:01.946	
22	2	1:46.516	39.274	36.624	30.618	232.7	39:58.750	22	1:49.348	42.324	36.427	30.597	193.2	41:51.294	
23	2	1:49.888	41.318	37.201	31.369	218.6	41:48.638	23	2:25.297	43.541	44.647	57.109	193.8	44:16.591	
24	2	2:26.742	44.346	44.840	57.556	198.1	44:15.380	24	3:19.212	1:27.600	1:16.754	34.858	92.7	47:35.803	
25	2	3:18.790	1:26.426	1:16.311	36.053	97.0	47:34.170								





Circuito de Madrid Jarama - RACI
Supercars (CPV)
CARRERA 1
Tiempos Por Vuelta



16

Sergio Azevedo

BMW M4 GT4

25

Steve Kirton

Ginetta G50

GT4 Pro

Orlando Batina

Orlando Batina

GTX

Jonathan Elsworth

Steve Kirton

Lap	D	Time	Sector 1	Sector 2	Sector 3	T. Spd	Elapsed	Lap	D	Time	Sector 1	Sector 2	Sector 3	T. Spd	Elapsed
1	1	1:55.062	49.350	35.788	29.924	169.5	1:55.062	1	1	2:01.084	51.864	37.912	31.308	170.0	2:01.084
2	1	1:44.942	39.625	34.019	31.298	235.8	3:40.004	2	1	1:51.299	42.708	36.849	31.742	222.2	3:52.383
3	1	2:43.688	1:14.209	50.607	38.872	138.8	6:23.692	3	1	2:35.176	1:06.054	49.119	40.003	175.3	6:27.559
4	1	1:43.189	40.248	34.253	28.688	230.2	8:06.881	4	1	1:49.648	42.717	36.043	30.888	203.3	8:17.207
5	1	1:43.626	40.553	34.262	28.811	227.8	9:50.507	5	1	1:50.120	42.750	36.412	30.958	201.1	10:07.327
6	1	1:43.645	40.264	34.322	29.059	230.7	11:34.152	6	1	1:50.197	42.235	36.574	31.388	210.9	11:57.524
7	1	1:42.787	39.629	33.824	29.334	238.9	13:16.939	7	1	1:52.230	43.263	37.574	31.393	198.8	13:49.754
8	1	1:44.295	39.827	34.812	29.656	240.0	15:01.234	8	1	1:51.011	43.141	36.553	31.317	200.3	15:40.765
9	1	1:44.851	40.122	35.407	29.322	237.8	16:46.085	9	1	1:50.250	42.718	36.315	31.217	204.5	17:31.015
10	1	1:43.372	39.761	34.442	29.169	238.4	18:29.457	10	1	1:50.811	43.171	36.548	31.092	200.3	19:21.826
11	1	1:45.055	40.032	34.742	30.281	229.2	20:14.512	11	1	2:00.742 P	43.553	37.748	39.441	200.7	21:22.568
12	1	2:32.560 P	49.847	53.876	48.837	210.1	22:47.072	12	2	3:51.248	2:42.031	37.831	31.386	106.4	25:13.816
13	2	3:48.204	2:45.512	34.145	28.547	107.0	26:35.276	13	2	1:48.461	42.681	35.464	30.316	199.6	27:02.277
14	2	1:41.239	39.206	33.479	28.554	240.5	28:16.515	14	2	1:45.769	40.808	35.010	29.951	209.7	28:48.046
15	2	1:42.025	39.138	34.117	28.770	240.0	29:58.540	15	2	1:47.570	42.197	35.397	29.976	216.4	30:35.616
16	2	1:43.870	40.249	33.623	29.998	220.4	31:42.410	16	2	1:47.197	41.804	35.174	30.219	220.4	32:22.813
17	2	1:41.443	39.322	33.171	28.950	236.8	33:23.853	17	2	1:46.782	41.114	35.500	30.168	209.7	34:09.595
18	2	1:42.444	39.267	34.122	29.055	240.0	35:06.297	18	2	1:46.269	40.839	35.249	30.181	213.0	35:55.864
19	2	1:42.350	39.504	33.798	29.048	236.3	36:48.647	19	2	1:46.147	40.777	35.346	30.024	217.7	37:42.011
20	2	1:42.291	39.545	33.824	28.922	237.8	38:30.938	20	2	1:47.944	41.246	35.446	31.252	217.3	39:29.955
21	2	1:52.882	40.006	41.002	31.874	238.9	40:23.820	21	2	1:57.210	43.196	39.765	34.249	174.1	41:27.165
22	2	2:30.465	1:18.848	39.126	32.491	137.5	42:54.285	22	2	2:45.758	48.329	1:00.167	57.262	169.5	44:12.923
23	2	2:05.690	49.558	43.079	33.053	152.3	44:59.975	23	2	3:18.315	1:26.098	1:15.610	36.607	108.4	47:31.238
24	2	2:46.799	51.737	1:20.053	35.009	144.9	47:46.774								

18

Manuel Gião

Mercedes AMG GT4

26

Tomás P. Abreu

Ginetta G50

GT4 Pro

Carlos Vieira

Racar Motorsport

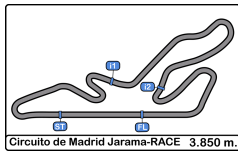
GTX

Simon Moore

Tomás P. Abreu

Lap	D	Time	Sector 1	Sector 2	Sector 3	T. Spd	Elapsed	Lap	D	Time	Sector 1	Sector 2	Sector 3	T. Spd	Elapsed
1	1	20:53.471	19:45.878	36.887	30.706	108.4	20:53.471	2	1	1:51.426	42.954	36.637	31.835	201.4	3:53.004
2	1	1:54.001	48.320	36.512	29.169	168.4	22:47.472	3	1	2:34.854	1:07.206	48.317	39.331	176.4	6:27.858
3	1	1:41.816	39.942	33.524	28.350	227.8	24:29.288	4	1	1:49.310	43.212	35.748	30.350	208.4	8:17.168
4	1	1:38.926	38.486	32.571	27.869	235.8	26:08.214	5	1	1:46.785	41.439	35.670	29.676	222.2	10:03.953
5	1	1:46.935 P	38.636	33.519	34.780	233.7	27:55.149	6	1	1:47.800	41.250	36.372	30.178	222.2	11:51.753
6	2	5:18.760	4:16.840	33.275	28.645	114.5	33:13.909	7	1	1:48.325	41.874	36.142	30.309	221.3	13:40.078
7	2	1:42.419	40.119	33.775	28.525	235.8	34:56.328	8	1	1:48.179	41.593	36.506	30.080	216.0	15:28.257
8	2	1:40.620	38.993	33.107	28.520	237.3	36:36.948	9	1	1:48.275	41.511	36.518	30.246	223.1	17:16.532
9	2	1:40.638	38.924	33.006	28.708	238.4	38:17.586	10	1	1:49.262	41.963	37.092	30.207	221.7	19:05.794
10	2	1:44.799	38.811	35.215	30.773	237.8	40:02.385	11	1	1:59.873 P	42.924	37.662	39.287	222.2	21:05.667
11	2	1:50.073	42.388	36.618	31.067	179.7	41:52.458	12	2	3:55.024	2:47.449	36.126	31.449	115.2	25:00.691
12	2	2:25.522	44.522	44.337	56.663	196.3	44:17.980	13	2	1:47.402	41.487	35.609	30.306	216.4	26:48.093
13	2	3:19.048	1:27.301	1:18.576	33.171	73.2	47:37.028	14	2	1:49.219	42.294	36.840	30.085	220.4	28:37.312
								15	2	1:47.577	41.386	35.949	30.242	215.1	30:24.889
								16	2	1:46.882	40.989	35.541	30.352	220.8	32:11.771
								17	2	1:46.817	41.271	35.375	30.171	216.4	33:58.588
								18	2	1:47.843	41.371	35.761	30.711	218.1	35:46.431
								19	2	1:47.069	41.290	35.598	30.181	212.5	37:33.500
								20	2	1:47.833	41.151	35.423	31.259	218.6	39:21.333
								21	2	2:05.151	46.375	44.034	34.742	184.6	41:26.484
								22	2	2:45.674	48.326	59.761	57.587	169.8	44:12.158
								23	2	3:18.453	1:25.934	1:15.409	37.110	95.7	47:30.611





Circuito de Madrid Jarama - RACI

Supercars (CPV)

CARRERA 1

Tiempos Por Vuelta



29

Alfonso Colomina

McLaren 570S GT4

38

Luis Calheiros

Mercedes AMG GT4

GT4 Bronze

SMC Motorsport

GT4 Bronze

Paulo Macedo

Lema Racing

Lap	D	Time	Sector 1	Sector 2	Sector 3	T. Spd	Elapsed	Lap	D	Time	Sector 1	Sector 2	Sector 3	T. Spd	Elapsed
1		1:48.790	45.151	34.683	28.956	192.5	1:48.790	1	1	1:49.329	45.881	34.432	29.016	181.5	1:49.329
2		1:44.773	39.198	33.988	31.587	240.0	3:33.563	2	1	1:44.971	39.463	33.884	31.624	225.4	3:34.300
3		2:45.497	1:14.741	50.779	39.977	125.0	6:19.060	3	1	2:45.411	1:15.446	50.094	39.871	122.0	6:19.711
4		1:42.963	39.986	34.317	28.660	235.2	8:02.023	4	1	1:42.957	39.744	34.452	28.761	222.2	8:02.668
5		1:42.310	39.272	34.000	29.038	241.6	9:44.333	5	1	1:42.281	39.406	33.835	29.040	233.2	9:44.949
6		1:41.243	38.908	33.734	28.601	241.0	11:25.576	6	1	1:41.784	39.306	33.831	28.647	227.3	11:26.733
7		1:42.005	38.960	34.108	28.937	241.6	13:07.581	7	1	1:42.778	39.223	33.819	29.736	232.7	13:09.511
8		1:42.118	39.100	34.368	28.650	241.6	14:49.699	8	1	1:42.946	39.560	34.397	28.989	230.7	14:52.457
9		1:42.808	38.972	33.988	29.848	240.5	16:32.507	9	1	1:42.428	39.515		2:11.417	234.2	16:34.885
10		1:43.736	40.222	34.483	29.031	241.0	18:16.243	10	1	1:42.431	39.461	34.016	28.954	234.7	18:17.316
11		1:46.552	39.824	34.250	32.478	235.2	20:02.795	11	1	1:47.051	39.727	34.101	33.223	234.7	20:04.367
12		2:40.161 P	58.349	54.794	47.018	185.2	22:42.956	12	1	2:39.758 P	58.047	54.110	47.601	180.0	22:44.125
13		3:44.118	2:39.584	34.941	29.593	108.0	26:27.074	13	2	3:47.902	2:44.261	34.252	29.389	59.8	26:32.027
14		1:45.101	41.036	34.869	29.196	236.8	28:12.175	14	2	1:42.506	39.715	33.927	28.864	208.8	28:14.533
15		1:43.654	40.400	34.569	28.685	201.1	29:55.829	15	2	1:43.651	39.407	35.481	28.763	230.2	29:58.184
16		1:42.399	39.530	33.872	28.997	242.1	31:38.228	16	2	1:42.882	40.218	33.699	28.965	214.7	31:41.066
17		1:42.337	39.295	34.121	28.921	240.0	33:20.565	17	2	1:41.392	39.039	33.836	28.517	236.3	33:22.458
18		1:43.090	39.482	34.774	28.834	241.6	35:03.655	18	2	1:42.128	38.970	34.353	28.805	235.2	35:04.586
19		1:42.272	39.214	34.152	28.906	239.4	36:45.927	19	2	1:41.775	39.224	33.740	28.811	225.4	36:46.361
20		1:43.200	39.626	34.509	29.065	239.4	38:29.127	20	2	1:43.225	39.625	34.377	29.223	220.4	38:29.586
21		1:53.161	40.462	39.685	33.014	238.9	40:22.288	21	2	1:53.855	40.913	40.003	32.939	226.4	40:23.441
22		2:30.791	1:16.587	40.861	33.343	145.9	42:53.079	22	2	2:30.453	1:17.672	39.947	32.834	151.6	42:53.894
23		2:05.755	48.945	43.185	33.625	162.1	44:58.834	23	2	2:05.698	48.796	43.300	33.602	161.9	44:59.592
24		2:43.641	50.119	1:19.892	33.630	150.2	47:42.475	24	2	2:46.955	51.632	1:19.548	35.775	148.3	47:46.547

37

Bruno Pires

Ginetta G55 GT4

40

Héctor Hernández

BMW M240i Racing

GT4 Pro

Fábio Mota

Fábio Mota

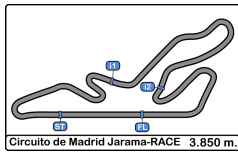
TC

Borja Hormigos

RACE

Lap	D	Time	Sector 1	Sector 2	Sector 3	T. Spd	Elapsed	Lap	D	Time	Sector 1	Sector 2	Sector 3	T. Spd	Elapsed
1	1	1:50.764	47.116	34.845	28.803	177.6	1:50.764	1	1	2:00.003	51.058	37.630	31.315	175.0	2:00.003
2	1	1:44.649	39.461	33.511	31.677	230.2	3:35.413	2	1	1:55.102	45.870	36.822	32.410	215.5	3:55.105
3	1	2:46.226	1:15.209	50.388	40.629	122.8	6:21.639	3	1	2:34.800	1:07.107	48.381	39.312	162.6	6:29.905
4	1	1:41.470	39.460	33.452	28.558	220.4	8:03.109	4	1	1:49.694	42.656	36.391	30.647	216.4	8:19.599
5	1	1:42.176	39.228	33.798	29.150	227.3	9:45.285	5	1	1:48.826	41.995	36.119	30.712	221.3	10:08.425
6	1	1:41.889	39.676	33.569	28.644	228.3	11:27.174	6	1	1:49.896	42.409	36.596	30.891	221.7	11:58.321
7	1	1:41.651	39.086	33.760	28.805	229.7	13:08.825	7	1	1:51.946	42.548	38.023	31.375	217.3	13:50.267
8	1	1:41.272	39.002	33.739	28.531	226.4	14:50.097	8	1	1:50.983	43.082	36.773	31.128	218.6	15:41.250
9	1	1:42.046	39.230	33.535	29.281	226.8	16:32.143	9	1	1:50.032	42.630	36.626	30.776	219.9	17:31.282
10	1	1:42.281	39.898	33.558	28.825	224.5	18:14.424	10	1	1:50.884	43.440	36.774	30.670	219.5	19:22.166
11	1	1:42.582	39.617	33.609	29.356	223.6	19:57.006	11	1	2:01.721 P	44.161	37.841	39.719	216.0	21:23.887
12	1	2:40.229	1:03.473	54.548	42.208	177.6	22:37.235	12	2	3:44.964	2:38.666	36.012	30.286	107.1	25:08.851
13	1	1:50.584 P	40.663	33.879	36.042	210.9	24:27.819	13	2	1:49.366	43.097	35.949	30.320	183.3	26:58.217
14	2	3:43.531	2:39.732	34.837	28.962	97.9	28:11.350	14	2	1:48.082	42.066	35.798	30.218	201.1	28:46.299
15	2	1:43.520	40.776	34.143	28.601	225.0	29:54.870	15	2	1:48.633	41.960	36.176	30.497	196.3	30:34.932
16	2	1:42.050	39.365	33.993	28.692	225.0	31:36.920	16	2	1:51.508	43.207	37.105	31.196	219.5	32:26.440
17	2	1:41.778	39.295	33.737	28.746	225.0	33:18.698	17	2	1:51.485	43.260	37.057	31.168	201.4	34:17.925
18	2	1:42.252	39.460	33.932	28.860	222.6	35:00.950	18	2	1:50.815	42.952	36.732	31.131	208.8	36:08.740
19	2	1:42.772	39.574	34.349	28.849	224.0	36:43.722	19	2	1:51.494	43.026	37.283	31.185	203.0	38:00.234
20	2	1:42.408	39.440	33.887	29.081	223.1	38:26.130	20	2	1:53.306	43.452	38.317	31.537	210.1	39:53.540
21	2	1:53.333	39.134	41.508	32.691	223.6	40:19.463	21	2	1:54.600	45.612	37.706	31.282	178.8	41:48.140
22	2	2:32.515	1:16.872	42.142	33.501	156.7	42:51.978	22	2	2:26.041	44.270	44.437	57.334	195.2	44:14.181
23	2	2:06.131	48.184	43.658	34.289	161.1	44:58.109	23	2	3:19.015	1:26.317	1:15.944	36.754	97.7	47:33.196
24	2	2:42.956	48.816	1:18.876	35.264	156.0	47:41.065								





Circuito de Madrid Jarama - RACI

Supercars (CPV)

CARRERA 1

Tiempos Por Vuelta



55

Nuno Pires

Mercedes AMG GT4

59

Daniel Teixeira

Cupra TCR

GT4 Pro

Elias Niskanen

Lema Racing

TCR

Daniel Teixeira

Lap	D	Time	Sector 1	Sector 2	Sector 3	T. Spd	Elapsed	Lap	D	Time	Sector 1	Sector 2	Sector 3	T. Spd	Elapsed
1	1	1:44.782	43.024	33.501	28.257	201.8	1:44.782	1	1	1:51.276	47.281	35.094	28.901	171.9	1:51.276
2	1	1:44.539	39.662	33.354	31.523	229.2	3:29.321	2	1	1:46.972	40.430	33.913	32.629	225.4	3:38.248
3	1	2:47.560	1:15.602	50.085	41.873	123.1	6:16.881	3	1	2:43.503	1:13.850	50.421	39.232	143.6	6:21.751
4	1	1:41.306	39.685	33.467	28.154	223.1	7:58.187	4	1	1:42.900	40.354	33.836	28.710	214.2	8:04.651
5	1	1:40.218	38.920	33.266	28.032	232.2	9:38.405	5	1	1:41.730	39.314	33.626	28.790	224.0	9:46.381
6	1	1:40.792	38.818		2:08.824	227.8	11:19.197	6	1	1:42.017	39.498	33.691	28.828	223.1	11:28.398
7	1	1:41.000	39.226	33.401	28.373	209.3	13:00.197	7	1	1:41.841	39.305	33.878	28.658	227.3	13:10.239
8	1	1:40.693	39.058	33.331	28.304	218.1	14:40.890	8	1	1:43.307	40.169	34.272	28.866	220.4	14:53.546
9	1	1:40.650	38.939	33.404	28.307	227.3	16:21.540	9	1	1:42.685	39.679	34.023	28.983	222.2	16:36.231
10	1	1:40.518	39.072	33.215	28.231	230.7	18:02.058	10	1	1:43.415	40.151	34.180	29.084	222.2	18:19.646
11	1	1:41.186	39.167	33.706	28.313	225.0	19:43.244	11	1	1:46.018	39.901	34.241	31.876	221.3	20:05.664
12	1	1:51.037 P	40.411	35.598	35.028	180.0	21:34.281	12	1	2:39.634 P	58.056	53.668	47.910	185.8	22:45.298
13	2	3:37.793	2:36.354	33.056	28.383	115.5	25:12.074	13	2	3:39.498	2:36.532	34.126	28.840	101.2	26:24.796
14	2	1:39.781	38.740	32.725	28.316	233.7	26:51.855	14	2	1:42.824	39.712	34.325	28.787	219.0	28:07.620
15	2	1:42.463	39.305	34.502	28.656	229.7	28:34.318	15	2	1:42.841	40.019	33.957	28.865	221.3	29:50.461
16	2	1:40.180	39.002	32.534	28.644	233.7	30:14.498	16	2	1:43.517	39.971	33.940	29.606	224.5	31:33.978
17	2	1:40.432	38.762	33.234	28.436	233.2	31:54.930	17	2	1:43.094	40.216	33.908	28.970	215.1	33:17.072
18	2	1:40.366	38.928	32.837	28.601	233.7	33:35.296	18	2	1:43.118	40.095	33.904	29.119	219.5	35:00.190
19	2	1:40.527	39.038	32.960	28.529	231.2	35:15.823	19	2	1:44.496	40.032	35.210	29.254	220.4	36:44.686
20	2	1:40.437	38.962	32.890	28.585	231.7	36:56.260	20	2	1:43.659	40.159	34.339	29.161	219.5	38:28.345
21	2	1:40.539	38.997	32.946	28.596	234.7	38:36.799	21	2	1:53.445	40.295	39.855	33.295	217.3	40:21.790
22	2	1:53.726	39.542	38.402	35.782	229.2	40:30.525	22	2	2:30.940	1:16.035	41.364	33.541	148.7	42:52.730
23	2	3:34.501	1:16.244	1:18.465	59.792	140.2	44:05.026	23	2	2:05.853	48.380	43.574	33.899	164.6	44:58.583
24	2	3:18.625	1:25.177	1:13.283	40.165	74.8	47:23.651	24	2	2:43.527	49.888	1:19.309	34.330	151.2	47:42.110

58

Miguel Nabais

Porsche Cayman GT4

69

David Benett

Porsche 991 Cup

GTX

André Nabais

André Nabais

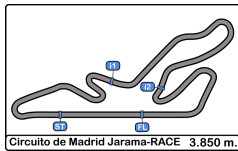
Cup

Marcus Fothergill

Marcus Fothergill

Lap	D	Time	Sector 1	Sector 2	Sector 3	T. Spd	Elapsed	Lap	D	Time	Sector 1	Sector 2	Sector 3	T. Spd	Elapsed
1	1	1:56.862	49.888	36.684	30.290	199.2	1:56.862	1	1	2:00.226	51.411	37.602	31.213	174.7	2:00.226
2	1	1:48.375	41.321	36.179	30.875	229.7	3:45.237	2	1	1:49.950	41.261	36.149	32.540	232.7	3:50.176
3	1	2:40.003	1:10.693	50.178	39.132	147.7	6:25.240	3	1	2:35.830	1:07.306	49.382	39.142	152.7	6:26.006
4	1	1:46.279	41.799	35.048	29.432	220.4	8:11.519	4	1	1:47.558	41.793	35.442	30.323	219.5	8:13.564
5	1	1:45.854	40.871	35.242	29.741	229.7	9:57.373	5	1	1:48.833	41.804	36.427	30.602	227.3	10:02.397
6	1	1:45.691	40.805	35.123	29.763	228.3	11:43.064	6	1	1:49.186	42.246	36.341	30.599	229.2	11:51.583
7	1	1:46.157	40.586	35.033	30.538	226.8	13:29.221	7	1	1:48.335	41.289	36.294	30.752	230.2	13:39.918
8	1	1:46.487	41.134	35.021	30.332	224.5	15:15.708	8	1	1:47.949	41.261	36.276	30.412	224.5	15:27.867
9	1	1:46.157	40.755	35.331	30.071	220.8	17:01.865	9	1	1:48.497	41.479	36.359	30.659	229.2	17:16.364
10	1	1:46.380	40.721	35.218	30.441	226.8	18:48.245	10	1	1:49.872	42.345	37.461	30.066	232.7	19:06.236
11	1	1:57.727 P	40.667	35.630	41.430	227.8	20:45.972	11	1	1:58.602 P	41.789	37.453	39.360	220.8	21:04.838
12	1	3:46.927	2:39.141	36.595	31.191	113.0	24:32.899	12	2	3:51.974	2:44.811	36.875	30.288	118.8	24:56.812
13	1	1:47.625	41.250	36.035	30.340	225.4	26:20.524	13	2	1:46.499	41.198	35.784	29.517	204.5	26:43.311
14	1	1:50.154	42.221	37.183	30.750	227.8	28:10.678	14	2	1:45.093	40.727	34.925	29.441	204.1	28:28.404
15	1	1:50.583	42.941	37.055	30.587	229.2	30:01.261	15	2	1:45.968	40.618	35.702	29.648	215.1	30:14.372
16	1	1:46.779	41.205	35.357	30.217	226.8	31:48.040	16	2	1:45.609	41.009	34.938	29.662	198.1	31:59.981
17	1	1:49.644	40.896	36.149	32.599	230.7	33:37.684	17	2	1:45.516	40.879	35.093	29.544	204.9	33:45.497
18	1	1:48.069	41.462	36.176	30.431	225.4	35:25.753	18	2	1:44.506	40.735	34.724	29.047	216.4	35:30.003
19	1	1:47.499	40.989	35.439	31.071	229.7	37:13.252	19	2	1:44.940	40.186	34.798	29.956	217.3	37:14.943
20	1	1:56.534	40.796	45.019	30.719	221.3	39:09.786	20	2	1:48.206	40.298	38.960	28.948	220.8	39:03.149
21	1	1:51.966	43.762	37.088	31.116	206.8	41:01.752	21	2	1:48.129	42.799	35.624	29.706	184.9	40:51.278
22	1	3:08.269	51.155	1:19.785	57.329	221.3	44:10.021	22	2	3:17.533	1:00.539	1:19.106	57.888	205.7	44:08.811
23	1	3:18.061	1:25.900	1:14.868	37.293	97.0	47:28.082	23	2	3:17.782	1:26.044	1:14.111	37.627	84.5	47:26.593





Circuito de Madrid Jarama - RACI
Supercars (CPV)
CARRERA 1
Tiempos Por Vuelta



101

Duarte Pinto Coelho

Ginetta G40

103

Duarte Camelo

Ginetta G40

TC

Lourenço Monteiro

Lourenço Monteiro

TC

Mariana Machado

ADELINO FERREIRA CARMELO

Lap	D	Time	Sector 1	Sector 2	Sector 3	T. Spd	Elapsed	Lap	D	Time	Sector 1	Sector 2	Sector 3	T. Spd	Elapsed
1	1	2:04.359	53.755	38.669	31.935	171.7	2:04.359	1	1	2:05.566	54.644	39.425	31.497	162.1	2:05.566
2	1	1:56.423	43.738	39.549	33.136	194.2	4:00.782	2	1	2:55.664	1:44.146	39.735	31.783	197.0	5:01.230
3	1	2:30.754	1:02.219	48.766	39.769	155.1	6:31.536	3	1	1:59.910	45.197	42.774	31.939	163.3	7:01.140
4	1	1:53.918	43.577	38.471	31.870	191.4	8:25.454	4	1	1:54.907	44.430	38.956	31.521	183.0	8:56.047
5	1	1:53.175	43.318	38.253	31.604	193.5	10:18.629	5	1	2:05.891	53.739	39.070	33.082	185.8	11:01.938
6	1	1:53.499	43.199	38.293	32.007	193.2	12:12.128	6	1	1:55.770	44.367	39.330	32.073	171.9	12:57.708
7	1	1:54.457	43.705	38.419	32.333	193.5	14:06.585	7	1	1:58.808	45.542	40.130	33.136	162.6	14:56.516
8	1	1:54.363	43.665	38.783	31.915	191.1	16:00.948	8	1	1:56.870	44.190	40.103	32.577	184.9	16:53.386
9	1	1:54.087	43.492	38.597	31.998	192.8	17:55.035	9	1	1:57.115	44.531	39.727	32.857	178.8	18:50.501
10	1	1:56.707	44.977	38.979	32.751	192.1	19:51.742	10	1	1:55.873	44.180	39.369	32.324	178.8	20:46.374
11	1	2:43.749	1:06.606	53.976	43.167	164.8	22:35.491	11	1	2:17.405	57.439	47.429	32.537	187.1	23:03.779
12	1	2:03.436 P	45.427	39.299	38.710	180.6	24:38.927	12	1	2:04.931 P	44.226	39.547	41.158	189.4	25:08.710
13	2	4:01.727	2:48.386	40.508	32.833	88.7	28:40.654	13	2	4:05.353	2:51.494	40.789	33.070	77.0	29:14.063
14	2	1:57.139	44.535	39.757	32.847	189.8	30:37.793	14	2	1:58.327	45.017	40.231	33.079	188.8	31:12.390
15	2	1:55.146	43.976	38.895	32.275	187.1	32:32.939	15	2	1:59.275	44.609	40.302	34.364	189.8	33:11.665
16	2	1:55.392	44.003	38.936	32.453	188.1	34:28.331	16	2	2:02.243	47.542	41.340	33.361	186.5	35:13.908
17	2	1:55.657	44.203	39.106	32.348	189.1	36:23.988	17	2	2:01.724	46.121	40.873	34.730	179.7	37:15.632
18	2	1:55.082	43.940	38.878	32.264	190.4	38:19.070	18	2	2:02.847	46.263	41.910	34.674	178.2	39:18.479
19	2	2:00.015	44.359	42.309	33.347	193.2	40:19.085	19	2	2:07.714	48.525	43.740	35.449	163.8	41:26.193
20	2	2:32.613	1:16.117	42.851	33.645	155.8	42:51.698	20	2	2:45.307	48.216	59.177	57.914	173.6	44:11.500
21	2	2:06.258	48.247	43.561	34.450	163.3	44:57.956	21	2	3:19.410	1:25.775	1:15.251	38.384	88.8	47:30.910
22	2	2:42.788	48.607	1:18.689	35.492	160.0	47:40.744								

102

Gabriel Caçoilo

Ginetta G40

115

Alberto de Martín Muñoz

Mercedes AMG GT4

TC

Henrique Cruz

ANIBAL MANUEL MARQUES DA

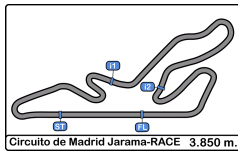
GT4 Bronze

Nil Montserrat Simó

NM Racing Team

Lap	D	Time	Sector 1	Sector 2	Sector 3	T. Spd	Elapsed	Lap	D	Time	Sector 1	Sector 2	Sector 3	T. Spd	Elapsed
1	1	2:05.255	54.332	38.585	32.338	172.5	2:05.255	1	1	1:46.952	44.709	33.807	28.436	187.5	1:46.952
2	1	1:59.081	44.467	41.609	33.005	195.6	4:04.336	2	1	1:44.908	38.884	33.371	32.653	237.8	3:31.860
3	1	2:27.884	59.407	48.889	39.588	180.3	6:32.220	3	1	2:45.742	1:14.658	50.162	40.922	122.4	6:17.602
4	1	1:54.150	43.552	38.561	32.037	194.9	8:26.370	4	1	1:42.613	40.649	33.549	28.415	225.9	8:00.215
5	1	1:54.572	43.436	39.261	31.875	195.2	10:20.942	5	1	1:41.586	39.345	33.639	28.602	239.4	9:41.801
6	1	1:55.273	44.276	38.773	32.224	193.5	12:16.215	6	1	1:41.018	38.893	33.549	28.576	236.3	11:22.819
7	1	1:54.432	43.600	38.651	32.181	193.2	14:10.647	7	1	1:40.697	38.771	33.339	28.587	235.8	13:03.516
8	1	1:54.757	43.989	38.734	32.034	193.2	16:05.404	8	1	1:40.970	38.831	33.593	28.546	237.8	14:44.486
9	1	1:53.943	43.716	38.299	31.928	193.5	17:59.347	9	1	1:41.071	39.063	33.530	28.478	236.8	16:25.557
10	1	1:55.805	44.614	38.606	32.585	195.2	19:55.152	10	1	1:41.338	39.024	33.557	28.757	236.3	18:06.895
11	1	2:46.265 P	1:04.574	54.081	47.610	192.8	22:41.417	11	1	1:41.753	39.092	33.728	28.933	234.7	19:48.648
12	2	4:06.554	2:54.439	39.361	32.754	100.9	26:47.971	12	1	1:51.169 P	40.433	35.155	35.581	202.6	21:39.817
13	2	1:57.406	45.552	39.240	32.614	192.5	28:45.377	13	2	3:37.141	2:34.942	33.852	28.347	109.4	25:16.958
14	2	1:56.479	44.923	39.001	32.555	192.8	30:41.856	14	2	1:41.199	39.131	33.392	28.676	235.8	26:58.157
15	2	1:55.386	43.768	39.069	32.549	193.2	32:37.242	15	2	1:41.220	38.843	33.724	28.653	237.8	28:39.377
16	2	1:55.324	44.048	38.853	32.423	192.5	34:32.566	16	2	1:40.683	39.216	33.226	28.241	236.8	30:20.060
17	2	1:54.921	43.682	39.152	32.087	192.8	36:27.487	17	2	1:39.941	38.817	32.972	28.152	235.2	32:00.001
								18	2	1:40.766	39.279	33.211	28.276	223.1	33:40.767
								19	2	1:40.682	38.810	33.495	28.377	234.7	35:21.449
								20	2	1:41.004	38.907	33.706	28.391	236.8	37:02.453
								21	2	1:41.722	38.886	33.821	29.015	235.2	38:44.175
								22	2	1:47.524	40.606	34.334	32.584	221.7	40:31.699
								23	2	3:34.681	1:17.296	1:19.562	57.823	107.2	44:06.380
								24	2	3:18.512	1:25.980	1:13.333	39.199	79.1	47:24.892





Circuito de Madrid Jarama - RACI

Supercars (CPV)

CARRERA 1

Tiempos Por Vuelta



116

Guillermo Aso Arjol

Mercedes AMG GT4

007

Fernando Soares

Aston Martin Vantage GT4

GT4 Pro

NM Racing Team

GTX

Alvaro Ramos

Araujo Competição

Lap	D	Time	Sector 1	Sector 2	Sector 3	T. Spd	Elapsed	Lap	D	Time	Sector 1	Sector 2	Sector 3	T. Spd	Elapsed
1		1:45.039	43.240	33.558	28.241	203.3	1:45.039	1	1	1:52.549	48.086	35.308	29.155	182.1	1:52.549
2		1:42.433	38.541	33.054	30.838	240.0	3:27.472	2	1	1:46.932	40.345	35.318	31.269	203.7	3:39.481
3		2:48.944	1:14.908	51.852	42.184	115.2	6:16.416	3	1	2:43.765	1:13.984	50.717	39.064	139.3	6:23.246
4		1:40.503	39.489	32.878	28.136	223.6	7:56.919	4	1	1:45.981	41.633	35.071	29.277	200.3	8:09.227
5		1:40.818	38.750	33.740	28.328	234.7	9:37.737	5	1	1:44.295	40.434	34.695	29.166	206.1	9:53.522
6		1:40.513	38.970	33.214	28.329	234.7	11:18.250	6	1	1:44.354	40.593	34.799	28.962	211.3	11:37.876
7		1:40.446	38.973	33.210	28.263	235.8	12:58.696	7	1	1:44.091	39.704	35.109	29.278	230.7	13:21.967
8		1:40.141	38.589	32.999	28.553	236.3	14:38.837	8	1	1:45.115	40.858	34.866	29.391	201.4	15:07.082
9		1:40.356	38.966	33.180	28.210	233.2	16:19.193	9	1	1:43.920	39.940	34.616	29.364	218.6	16:51.002
10		1:40.223	38.748	33.054	28.421	234.7	17:59.416	10	1	1:44.165	40.419	34.578	29.168	213.4	18:35.167
11		1:42.187	39.563	33.471	29.153	235.2	19:41.603	11	1	1:45.587	40.068	35.400	30.119	225.0	20:20.754
12		1:49.358 P	41.264	34.183	33.911	187.8	21:30.961	12	1	2:29.119 P	45.129	54.028	49.962	202.2	22:49.873
13		3:38.352	2:35.975	33.856	28.521	115.2	25:09.313	13	2	3:49.658	2:43.778	36.018	29.862	99.6	26:39.531
14		1:42.072	39.844	33.761	28.467	235.8	26:51.385	14	2	1:45.655	40.513	35.213	29.929	236.8	28:25.186
15		1:43.143	39.515	34.633	28.995	237.3	28:34.528	15	2	1:45.859	40.456	35.651	29.752	230.7	30:11.045
16		1:40.885	39.014	33.401	28.470	237.8	30:15.413	16	2	1:48.153	41.666	36.704	29.783	206.5	31:59.198
17		1:41.142	39.150	33.473	28.519	237.3	31:56.555	17	2	1:45.978	41.090	35.146	29.742	216.0	33:45.176
18		1:40.846	39.087	33.187	28.572	236.8	33:37.401	18	2	1:46.066	40.489	36.015	29.562	210.5	35:31.242
19		1:41.851	39.396	33.231	29.224	234.2	35:19.252	19	2	1:44.241	40.210	34.576	29.455	225.9	37:15.483
20		1:41.529	39.041	33.681	28.807	235.2	37:00.781	20	2	1:46.966	40.521	37.011	29.434	219.0	39:02.449
21		1:41.962	39.380	33.548	29.034	232.7	38:42.743	21	2	1:47.595	41.893	35.785	29.917	203.7	40:50.044
22		1:48.220	39.482	34.537	34.201	233.2	40:30.963	22	2	3:17.313	1:00.725	1:19.171	57.417	198.5	44:07.357
23		3:34.891	1:17.087	1:18.859	58.945	130.9	44:05.854	23	2	3:18.276	1:25.965	1:14.167	38.144	82.2	47:25.633
24		3:18.187	1:25.314	1:13.409	39.464	77.0	47:24.041								

580

Manuel Sousa

Cupra TCR

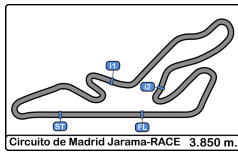
TCR

Luis Silva

Manuel Sousa

Lap	D	Time	Sector 1	Sector 2	Sector 3	T. Spd	Elapsed
1	1	2:02.445	53.143	37.622	31.680	172.2	2:02.445
2	1	1:51.128	42.411	36.843	31.874	205.7	3:53.573
3	1	2:35.833	1:07.410	48.804	39.619	165.6	6:29.406
4	1	1:48.275	42.009	36.184	30.082	213.8	8:17.681
5	1	1:49.790	42.615	36.579	30.596	196.7	10:07.471
6	1	1:50.193	42.459	36.662	31.072	211.3	11:57.664
7	1	1:47.651	41.939	35.970	29.742	201.1	13:45.315
8	1	1:45.571	40.400	35.565	29.606	217.7	15:30.886
9	1	1:46.376	40.777	35.568	30.031	214.2	17:17.262
10	1	3:22.728 P	41.623	37.996	2:03.109	216.8	20:39.990





Circuito de Madrid Jarama - RACI

Supercars (CPV)

CARRERA 1



Análisis

Num	Lap Time	Gap
Lap 1		
55	1:44.782	
116	1:45.039	00.257
5	1:45.654	00.872
115	1:46.952	02.170
8	1:47.678	02.896
29	1:48.790	04.008
38	1:49.329	04.547
12	1:50.593	05.811
37	1:50.764	05.982
59	1:51.276	06.494
007	1:52.549	07.767
9	1:54.811	10.029
16	1:55.062	10.280
58	1:56.862	12.080
40	2:00.003	15.221
69	2:00.226	15.444
25	2:01.084	16.302
26	2:01.578	16.796
580	2:02.445	17.663
101	2:04.359	19.577
102	2:05.255	20.473
103	2:05.566	20.784
Num	Lap Time	Gap

Num	Lap Time	Gap
Lap 2		
116	1:42.433	
55	1:44.539	01.849
5	1:45.208	03.390
115	1:44.908	04.388
8	1:45.092	05.298
29	1:44.773	06.091
38	1:44.971	06.828
37	1:44.649	07.941
59	1:46.972	10.776
12	1:48.101	11.222
007	1:46.932	12.009
16	1:44.942	12.532
9	1:49.337	16.676
58	1:48.375	17.765
69	1:49.950	22.704
25	1:51.299	24.911
26	1:51.426	25.532
580	1:51.128	26.101
40	1:55.102	27.633
101	1:56.423	33.310
102	1:59.081	36.864
103	2:55.664	1:33.758
Num	Lap Time	Gap

Num	Lap Time	Gap
Lap 3		
116	2:48.944	
55	2:47.560	00.465
5	2:46.282	00.728
115	2:45.742	01.186
8	2:44.962	01.316
29	2:45.497	02.644
38	2:45.411	03.295

Num	Lap Time	Gap
37	2:46.226	05.223
59	2:43.503	05.335
12	2:43.894	06.172
007	2:43.765	06.830
16	2:43.688	07.276
9	2:40.370	08.102
58	2:40.003	08.824
69	2:35.830	09.590
25	2:35.176	11.143
26	2:34.854	11.442
580	2:35.833	12.990
40	2:34.800	13.489
101	2:30.754	15.120
102	2:27.884	15.804
103	1:59.910	44.724
Num	Lap Time	Gap

Num	Lap Time	Gap
Lap 4		
116	1:40.503	
55	1:41.306	01.268
5	1:41.276	01.501
8	1:41.843	02.656
115	1:42.613	03.296
29	1:42.963	05.104
38	1:42.957	05.749
37	1:41.470	06.190
59	1:42.900	07.732
12	1:43.977	09.646
16	1:43.189	09.962
007	1:45.981	12.308
9	1:46.350	13.949
58	1:46.279	14.600
69	1:47.558	16.645
26	1:49.310	20.249
25	1:49.648	20.288
580	1:48.275	20.762
40	1:49.694	22.680
101	1:53.918	28.535
102	1:54.150	29.451
103	1:54.907	59.128
Num	Lap Time	Gap

Num	Lap Time	Gap
Lap 5		
116	1:40.818	
55	1:40.218	00.668
5	1:40.368	01.051
115	1:41.586	04.064
8	1:42.799	04.637
29	1:42.310	06.596
38	1:42.281	07.212
37	1:42.176	07.548
59	1:41.730	08.644
12	1:43.571	12.399
16	1:43.626	12.770
007	1:44.295	15.785
9	1:45.527	18.658
58	1:45.854	19.636
69	1:48.833	24.660
26	1:46.785	26.216

Num	Lap Time	Gap
25	1:50.120	29.590
580	1:49.790	29.734
40	1:48.826	30.688
101	1:53.175	40.892
102	1:54.572	43.205
103	2:05.891	1:24.201
Num	Lap Time	Gap

Num	Lap Time	Gap
Lap 6		
116	1:40.513	
55	1:40.792	00.947
5	1:40.536	01.074
115	1:41.018	04.569
8	1:41.393	05.517
29	1:41.243	07.326
38	1:41.784	08.483
37	1:41.889	08.924
59	1:42.017	10.148
12	1:43.659	15.545
16	1:43.645	15.902
007	1:44.354	19.626
9	1:46.163	24.308
58	1:45.691	24.814
69	1:49.186	33.333
26	1:47.800	33.503
25	1:50.197	39.274
580	1:50.193	39.414
40	1:49.896	40.071
101	1:53.499	53.878
102	1:55.273	57.965
103	1:55.770	1:39.458
Num	Lap Time	Gap

Num	Lap Time	Gap
Lap 7		
116	1:40.446	
5	1:39.729	00.357
55	1:41.000	01.501
115	1:40.697	04.820
8	1:41.525	06.596
29	1:42.005	08.885
37	1:41.651	10.129
38	1:42.778	10.815
59	1:41.841	11.543
16	1:42.787	18.243
12	1:44.862	19.961
007	1:44.091	23.271
9	1:45.913	29.775
58	1:46.157	30.525
69	1:48.335	41.222
26	1:48.325	41.382
580	1:47.651	46.619
25	1:52.230	51.058
40	1:51.946	51.571
101	1:54.457	1:07.889
102	1:54.432	1:11.951
Num	Lap Time	Gap

Num	Lap Time	Gap
Lap 8		
116	1:40.141	

Num	Lap Time	Gap
5	1:40.122	00.338
55	1:40.693	02.053
115	1:40.970	05.649
8	1:41.889	08.344
29	1:42.118	10.862
37	1:41.272	11.260
38	1:42.946	13.620
59	1:43.307	14.709
103	1:58.808	1 Lap
16	1:44.295	22.397
12	1:44.871	24.691
007	1:45.115	28.245
9	1:46.693	36.327
58	1:46.487	36.871
69	1:47.949	49.030
26	1:48.179	49.420
580	1:45.571	52.049
25	1:51.011	1:01.928
40	1:50.983	1:02.413
101	1:54.363	1:22.111
102	1:54.757	1:26.567
Num	Lap Time	Gap

Num	Lap Time	Gap
Lap 9		
116	1:40.356	
5	1:40.484	00.466
55	1:40.650	02.347
115	1:41.071	06.364
8	1:41.719	09.707
37	1:42.046	12.950
29	1:42.808	13.314
38	1:42.428	15.692
59	1:42.685	17.038
16	1:44.851	26.892
12	1:46.115	30.450
007	1:43.920	31.809
103	1:56.870	1 Lap
9	1:46.272	42.243
58	1:46.157	42.672
69	1:48.497	57.171
26	1:48.275	57.339
580	1:46.376	58.069
25	1:50.250	1:11.822
40	1:50.032	1:12.089
101	1:54.087	1:35.842
102	1:53.943	1:40.154
Num	Lap Time	Gap

Num	Lap Time	Gap
Lap 10		
116	1:40.223	
5	1:39.903	00.146
55	1:40.518	02.642
115	1:41.338	07.479
8	1:42.113	11.597
37	1:42.281	15.008
29	1:43.736	16.827
38	1:42.431	17.900
59	1:43.415	20.230
16	1:43.372	30.041

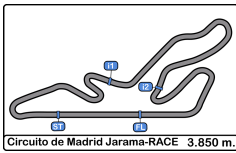
Num	Lap Time	Gap
12	1:44.035	34.262
007	1:44.165	35.751
9	1:45.844	47.864
58	1:46.380	48.829
103	1:57.115	1 Lap
26	1:49.262	1:06.378
69	1:49.872	1:06.820
25	1:50.811	1:22.410
40	1:50.884	1:22.750
Num	Lap Time	Gap

Num	Lap Time	Gap
Lap 11		
5	1:40.658	
116	1:42.187	01.383
55	1:41.186	03.024
115	1:41.753	08.428
101	1:56.707	1 Lap
8	1:42.714	13.507
102	1:55.805	1 Lap
37	1:42.582	16.786
29	1:46.552	22.575
38	1:47.051	24.147
59	1:46.018	25.444
16	1:45.055	34.292
12	1:45.038	38.496
007	1:45.587	40.534
580	3:22.728	1 Lap
9	1:56.960	1:04.020
58	1:57.727	1:05.752
103	1:55.873	1 Lap
18	20:53.471	10 Laps
69	1:58.602	1:24.618
26	1:59.873	1:25.447
25	2:00.742	1:42.348
40	2:01.721	1:43.667
Num	Lap Time	Gap

Num	Lap Time	Gap
Lap 12		
5	1:49.338	
116	1:49.358	01.403
55	1:51.037	04.723
115	1:51.169	10.259
101	2:43.749	1 Lap
37	2:40.229	1:07.677
8	2:46.311	1:10.480
102	2:46.265	1 Lap
29	2:40.161	1:13.398
38	2:39.758	1:14.567
59	2:39.634	1:15.740
16	2:32.560	1:17.514
18	1:54.001	10 Laps
12	2:29.652	1:18.810
007	2:29.119	1:20.315
103	2:17.405	1 Lap
Num	Lap Time	Gap

Num	Lap Time	Gap
Lap 13		
37	1:50.584	
18	1:41.816	10 Laps





Circuito de Madrid Jarama - RACI

Supercars (CPV)

CARRERA 1



Análisis

Num	Lap Time	Gap
58	3:46.927	1 Lap
9	3:49.987	1 Lap
101	2:03.436	1 Lap
69	3:51.974	1 Lap
26	3:55.024	1 Lap
103	2:04.931	1 Lap
40	3:44.964	1 Lap
116	3:38.352	41.494
5	3:40.220	41.959
55	3:37.793	44.255
25	3:51.248	1 Lap
115	3:37.141	49.139
18	1:38.926	9 Laps
58	1:47.625	1:52.705
8	3:42.252	1:54.471
59	3:39.498	1:56.977
29	3:44.118	1:59.255
38	3:47.902	2:04.208
12	3:43.661	2:04.210
16	3:48.204	2:07.457
007	3:49.658	2:11.712
69	1:46.499	2:15.492
102	4:06.554	1 Lap
26	1:47.402	2:20.274
Lap 14		
5	1:40.896	
116	1:42.072	00.711
55	1:39.781	01.181
115	1:41.199	07.483
40	1:49.366	1 Lap
25	1:48.461	1 Lap
9	2:45.511	1 Lap
18	1:46.935	9 Laps
8	1:42.410	1:14.026
59	1:42.824	1:16.946
58	1:50.154	1:20.004
37	3:43.531	1:20.676
29	1:45.101	1:21.501
12	1:40.294	1:21.649
38	1:42.506	1:23.859
16	1:41.239	1:25.841
007	1:45.655	1:34.512
69	1:45.093	1:37.730
Lap 15		
5	1:40.839	
55	1:42.463	02.805
116	1:43.143	03.015
26	1:49.219	1 Lap
115	1:41.220	07.864
101	4:01.727	2 Laps
102	1:57.406	2 Laps
40	1:48.082	1 Lap
25	1:45.769	1 Lap
9	1:48.493	1 Lap
103	4:05.353	2 Laps

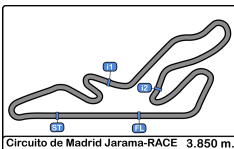
Num	Lap Time	Gap
8	1:41.334	1:14.521
59	1:42.841	1:18.948
12	1:40.347	1:21.157
37	1:43.520	1:23.357
29	1:43.654	1:24.316
38	1:43.651	1:26.671
16	1:42.025	1:27.027
58	1:50.583	1:29.748
007	1:45.859	1:39.532
Lap 16		
5	1:40.852	
69	1:45.968	1 Lap
55	1:40.180	02.133
116	1:40.885	03.048
115	1:40.683	07.695
26	1:47.577	1 Lap
40	1:48.633	1 Lap
25	1:47.570	1 Lap
101	1:57.139	2 Laps
102	1:56.479	2 Laps
9	1:49.273	1 Lap
103	1:58.327	2 Laps
8	1:41.459	1:15.128
12	1:40.704	1:21.009
59	1:43.517	1:21.613
37	1:42.050	1:24.555
29	1:42.399	1:25.863
38	1:42.882	1:28.701
16	1:43.870	1:30.045
58	1:46.779	1:35.675
Lap 17		
5	1:40.936	
55	1:40.432	01.629
116	1:41.142	03.254
007	1:48.153	1 Lap
69	1:45.609	1 Lap
115	1:39.941	06.700
26	1:46.882	1 Lap
25	1:47.197	1 Lap
40	1:51.508	1 Lap
101	1:55.146	2 Laps
102	1:55.386	2 Laps
9	1:48.191	1 Lap
8	1:41.569	1:15.761
103	1:59.275	2 Laps
18	5:18.760	11 Laps
12	1:40.885	1:20.958
59	1:43.094	1:23.771
37	1:41.778	1:25.397
29	1:42.337	1:27.264
38	1:41.392	1:29.157
16	1:41.443	1:30.552

Num	Lap Time	Gap
Lap 18		
5	1:40.209	
55	1:40.366	01.786
116	1:40.846	03.891
58	1:49.644	1 Lap
115	1:40.766	07.257
007	1:45.978	1 Lap
69	1:45.516	1 Lap
26	1:46.817	1 Lap
25	1:46.782	1 Lap
40	1:51.485	1 Lap
101	1:55.392	2 Laps
102	1:55.324	2 Laps
9	1:47.191	1 Lap
8	1:40.744	1:16.296
12	1:40.331	1:21.080
18	1:42.419	11 Laps
59	1:43.118	1:26.680
37	1:42.252	1:27.440
29	1:43.090	1:30.145
38	1:42.128	1:31.076
16	1:42.444	1:32.787
Lap 19		
5	1:39.963	
103	2:02.243	3 Laps
55	1:40.527	02.350
116	1:41.851	05.779
115	1:40.682	07.976
58	1:48.069	1 Lap
69	1:44.506	1 Lap
007	1:46.066	1 Lap
26	1:47.843	1 Lap
25	1:46.269	1 Lap
40	1:50.815	1 Lap
9	1:47.691	1 Lap
101	1:55.657	2 Laps
102	1:54.921	2 Laps
8	1:40.723	1:17.056
12	1:40.657	1:21.774
18	1:40.620	11 Laps
37	1:42.772	1:30.249
59	1:44.496	1:31.213
29	1:42.272	1:32.454
38	1:41.775	1:32.888
16	1:42.350	1:35.174
Lap 20		
5	1:40.373	
55	1:40.437	02.414
116	1:41.529	06.935
115	1:41.004	08.607
58	1:47.499	1 Lap
69	1:44.940	1 Lap
007	1:44.241	1 Lap
103	2:01.724	3 Laps

Num	Lap Time	Gap
26	1:47.069	1 Lap
25	1:46.147	1 Lap
40	1:51.494	1 Lap
9	1:48.712	1 Lap
8	1:41.705	1:18.388
12	1:40.806	1:22.207
18	1:40.638	11 Laps
101	1:55.082	2 Laps
37	1:42.408	1:32.284
59	1:43.659	1:34.499
29	1:43.200	1:35.281
38	1:43.225	1:35.740
16	1:42.291	1:37.092
Lap 21		
5	1:40.669	
55	1:40.539	02.284
116	1:41.962	08.228
115	1:41.722	09.660
007	1:46.966	1 Lap
69	1:48.206	1 Lap
58	1:56.534	1 Lap
103	2:02.847	3 Laps
26	1:47.833	1 Lap
25	1:47.944	1 Lap
40	1:53.306	1 Lap
8	1:46.516	1:24.235
9	1:51.749	1 Lap
12	1:45.893	1:27.431
18	1:44.799	11 Laps
101	2:00.015	2 Laps
37	1:53.333	1:44.948
59	1:53.445	1:47.275
29	1:53.161	1:47.773
38	1:53.855	1:48.926
16	1:52.882	1:49.305
Lap 22		
5	1:55.380	
55	1:53.726	00.630
116	1:48.220	01.068
115	1:47.524	01.804
007	1:47.595	1 Lap
69	1:48.129	1 Lap
58	1:51.966	1 Lap
103	2:07.714	3 Laps
26	2:05.151	1 Lap
25	1:57.210	1 Lap
40	1:54.600	1 Lap
8	1:49.888	1:18.743
9	1:49.629	1 Lap
12	1:49.348	1:21.399
18	1:50.073	11 Laps
101	2:32.613	2 Laps
37	2:32.515	2:22.083
59	2:30.940	2:22.835
29	2:30.791	2:23.184

Num	Lap Time	Gap
38	2:30.453	2:23.999
16	2:30.465	2:24.390
Lap 23		
5	3:34.471	
55	3:34.501	00.660
116	3:34.891	01.488
115	3:34.681	02.014
007	3:17.313	1 Lap
69	3:17.533	1 Lap
58	3:08.269	1 Lap
103	2:45.307	3 Laps
26	2:45.674	1 Lap
25	2:45.758	1 Lap
40	2:26.041	1 Lap
8	2:26.742	11.014
9	2:25.356	1 Lap
12	2:25.297	12.225
18	2:25.522	11 Laps
101	2:06.258	2 Laps
37	2:06.131	53.743
59	2:05.853	54.217
29	2:05.755	54.468
38	2:05.698	55.226
16	2:05.690	55.609
Lap 24		
5	3:18.750	
55	3:18.625	00.535
116	3:18.187	00.925
115	3:18.512	01.776
007	3:18.276	1 Lap
69	3:17.782	1 Lap
58	3:18.061	1 Lap
26	3:18.453	1 Lap
103	3:19.410	3 Laps
25	3:18.315	1 Lap
40	3:19.015	1 Lap
8	3:18.790	11.054
9	3:19.211	1 Lap
12	3:19.212	12.687
18	3:19.048	11 Laps
101	2:42.788	2 Laps
37	2:42.956	17.949
59	2:43.527	18.994
29	2:43.641	19.359
38	2:46.955	23.431
16	2:46.799	23.658





Circuito de Madrid Jarama - RACE

Supercars (CPV)

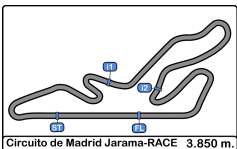
CARRERA 1

Mejores Sectores



Sector - 1		Sector - 2		Sector - 3		Ideal Lap vs Best Lap									
Clas	Nº Driver	Time	Nº Driver	Time	Nº Driver	Time	Clas	Nº Driver	Ideal Lap	Best Lap	Clas				
1	18	Gião - Vieira	38.486	55	Pires - Niskanen	32.534	18	Gião - Vieira	27.869	1	18	Gião - Vieira	1:38.926	1:38.926	1
2	5	Carlos Pires - Abreu	38.536	18	Gião - Vieira	32.571	55	Pires - Niskanen	28.032	2	55	Pires - Niskanen	1:39.306	1:39.781	3
3	116	Guillermo Aso Arjol	38.541	12	Zemaitis - Geppert	32.870	5	Carlos Pires - Abreu	28.038	3	5	Carlos Pires - Abreu	1:39.461	1:39.729	2
4	12	Zemaitis - Geppert	38.647	116	Guillermo Aso Arjol	32.878	116	Guillermo Aso Arjol	28.136	4	116	Guillermo Aso Arjol	1:39.555	1:40.141	5
5	55	Pires - Niskanen	38.740	5	Carlos Pires - Abreu	32.887	115	de Martín Muñoz - Montserrat Simó	28.152	5	12	Zemaitis - Geppert	1:39.845	1:40.294	6
6	115	de Martín Muñoz - Montserrat Simó	38.771	115	de Martín Muñoz - Montserrat Simó	32.972	12	Zemaitis - Geppert	28.328	6	115	de Martín Muñoz - Montserrat Simó	1:39.895	1:39.941	4
7	29	Alfonso Colomina	38.908	8	Rodrigues - Cunha	33.147	8	Rodrigues - Cunha	28.471	7	8	Rodrigues - Cunha	1:40.555	1:40.723	7
8	8	Rodrigues - Cunha	38.937	16	Azevedo - Batina	33.171	38	Calheiros - Macedo	28.517	8	16	Azevedo - Batina	1:40.856	1:41.239	8
9	38	Calheiros - Macedo	38.970	37	Pires - Mota	33.452	37	Pires - Mota	28.531	9	37	Pires - Mota	1:40.985	1:41.272	10
10	37	Pires - Mota	39.002	59	Daniel Teixeira	33.626	16	Azevedo - Batina	28.547	10	38	Calheiros - Macedo	1:41.186	1:41.392	11
11	16	Azevedo - Batina	39.138	38	Calheiros - Macedo	33.699	29	Alfonso Colomina	28.601	11	29	Alfonso Colomina	1:41.243	1:41.243	9
12	59	Daniel Teixeira	39.305	29	Alfonso Colomina	33.734	59	Daniel Teixeira	28.658	12	59	Daniel Teixeira	1:41.589	1:41.730	12
13	007	Soares - Ramos	39.704	007	Soares - Ramos	34.576	69	Benett - Fothergill	28.948	13	007	Soares - Ramos	1:43.242	1:43.920	13
14	69	Benett - Fothergill	40.186	69	Benett - Fothergill	34.724	007	Soares - Ramos	28.962	14	69	Benett - Fothergill	1:43.858	1:44.506	14
15	9	João Vieira	40.393	25	Kirton - Elsworth	35.010	58	M.Nabais - A.Nabais	29.432	15	58	M.Nabais - A.Nabais	1:45.039	1:45.691	17
16	580	Sousa - Silva	40.400	58	M.Nabais - A.Nabais	35.021	9	João Vieira	29.563	16	9	João Vieira	1:45.109	1:45.527	15
17	58	M.Nabais - A.Nabais	40.586	9	João Vieira	35.153	580	Sousa - Silva	29.606	17	580	Sousa - Silva	1:45.571	1:45.571	16
18	25	Kirton - Elsworth	40.777	26	P. Abreu - Moore	35.375	26	P. Abreu - Moore	29.676	18	25	Kirton - Elsworth	1:45.738	1:45.769	18
19	26	P. Abreu - Moore	40.989	580	Sousa - Silva	35.565	25	Kirton - Elsworth	29.951	19	26	P. Abreu - Moore	1:46.040	1:46.785	19
20	40	Hernández - Hormigos	41.960	40	Hernández - Hormigos	35.798	40	Hernández - Hormigos	30.218	20	40	Hernández - Hormigos	1:47.976	1:48.082	20
21	101	Pinto Coelho - Monteiro	43.199	101	Pinto Coelho - Monteiro	38.253	103	Camelo - Machado	31.497	21	101	Pinto Coelho - Monteiro	1:53.056	1:53.175	21
22	102	Caçoilo - Cruz	43.436	102	Caçoilo - Cruz	38.299	101	Pinto Coelho - Monteiro	31.604	22	102	Caçoilo - Cruz	1:53.610	1:53.943	22
23	103	Camelo - Machado	44.180	103	Camelo - Machado	38.956	102	Caçoilo - Cruz	31.875	23	103	Camelo - Machado	1:54.633	1:54.907	23





Circuito de Madrid Jarama - RACE

Supercars (CPV)

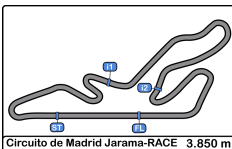
CARRERA 1

Secuencia Líder



Nº	Entrant/Team	Nat	Driver 1	Nat	Driver 2	Nat	Vehicle	Cat	Start Lap	End Lap	Laps	Total Laps
55	Lema Racing		Nuno Pires		Elias Niskanen		Mercedes AMG GT4	GT4 Pr	1	1	1	1
116	NM Racing Team		Guillermo Aso Arjol				Mercedes AMG GT4	GT4 Pr	2	10	9	9
5	José Carlos Pires		José Carlos Pires		Francisco Abreu		BMW M4 GT4	GT4 Pr	11	12	2	2
37	Fábio Mota		Bruno Pires		Fábio Mota		Ginetta G55 GT4	GT4 Pr	13	13	1	1
5	José Carlos Pires		José Carlos Pires		Francisco Abreu		BMW M4 GT4	GT4 Pr	14	24	11	13





Circuito de Madrid Jarama - RACE

Supercars (CPV)

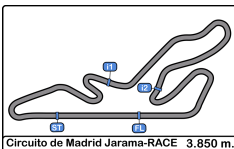
CARRERA 1

5 Mejores Tiempos



Cl	Nº Entrant/Team	Nat	Driver 1	Nat	Driver 2	Nat	Vehicle	Cat	Cl	Best 1		Best 2		Best 3		Best 4		Best 5	
										Time	Lap	Time	Lap	Time	Lap	Time	Lap	Time	Lap
1	18 Racar Motorsport		Manuel Gião		Carlos Vieira		Mercedes AMG GT4	GT4 Pro	1	1:38.926	4	1:40.620	8	1:40.638	9	1:41.816	3	1:42.419	7
2	5 José Carlos Pires		José Carlos Pires		Francisco Abreu		BMW M4 GT4	GT4 Pro	2	1:39.729	7	1:39.903	10	1:39.963	19	1:40.122	8	1:40.209	18
3	55 Lema Racing		Nuno Pires		Elias Niskanen		Mercedes AMG GT4	GT4 Pro	3	1:39.781	14	1:40.180	16	1:40.218	5	1:40.366	18	1:40.432	17
4	115 NM Racing Team		Alberto de Martín Muñoz		Nii Montserrat Simó		Mercedes AMG GT4	GT4 Bro	1	1:39.941	17	1:40.682	19	1:40.683	16	1:40.697	7	1:40.766	18
5	116 NM Racing Team		Guillermo Aso Arjol				Mercedes AMG GT4	GT4 Pro	4	1:40.141	8	1:40.223	10	1:40.356	9	1:40.446	7	1:40.503	4
6	12 SMC Motorsport		Andrius Zemaitis		Alejandro Geppert		McLaren 570S GT4	GT4 Pro	5	1:40.294	14	1:40.331	18	1:40.347	15	1:40.657	19	1:40.704	16
7	8 Veloso Motorsport		Jorge Rodrigues		Patrick Cunha		Audi R8 LMS GT4	GT4 Bro	2	1:40.723	19	1:40.744	18	1:41.334	15	1:41.393	6	1:41.459	16
8	16 Orlando Batina		Sergio Azevedo		Orlando Batina		BMW M4 GT4	GT4 Pro	6	1:41.239	14	1:41.443	17	1:42.025	15	1:42.291	20	1:42.350	19
9	29 SMC Motorsport		Alfonso Colomina				McLaren 570S GT4	GT4 Bro	3	1:41.243	6	1:42.005	7	1:42.118	8	1:42.272	19	1:42.310	5
10	37 Fábio Mota		Bruno Pires		Fábio Mota		Ginetta G55 GT4	GT4 Pro	7	1:41.272	8	1:41.470	4	1:41.651	7	1:41.778	17	1:41.889	6
11	38 Lema Racing		Luis Calheiros		Paulo Macedo		Mercedes AMG GT4	GT4 Bro	4	1:41.392	17	1:41.775	19	1:41.784	6	1:42.128	18	1:42.281	5
12	59 Daniel Teixeira		Daniel Teixeira				Cupra TCR	TCR	1	1:41.730	5	1:41.841	7	1:42.017	6	1:42.685	9	1:42.824	14
13	007 Araujo Competição		Fernando Soares		Alvaro Ramos		Aston Martin Vantage GT4	GTX	1	1:43.920	9	1:44.091	7	1:44.165	10	1:44.241	19	1:44.295	5
14	69 Marcus Fothergill		David Benett		Marcus Fothergill		Porsche 991 Cup	Cup	1	1:44.506	18	1:44.940	19	1:45.093	14	1:45.516	17	1:45.609	16
15	9 João Vieira		João Vieira				Porsche 911 Cup	Cup	2	1:45.527	5	1:45.844	10	1:45.913	7	1:46.163	6	1:46.272	9
16	580 Manuel Sousa		Manuel Sousa		Luis Silva		Cupra TCR	TCR	2	1:45.571	8	1:46.376	9	1:47.651	7	1:48.275	4	1:49.790	5
17	58 André Nabais		Miguel Nabais		André Nabais		Porsche Cayman GT4	GTX	2	1:45.691	6	1:45.854	5	1:46.157	7	1:46.157	9	1:46.279	4
18	25 Steve Kirton		Steve Kirton		Jonathan Elsworth		Ginetta G50	GTX	3	1:45.769	14	1:46.147	19	1:46.269	18	1:46.782	17	1:47.197	16
19	26 Tomás P. Abreu		Tomás P. Abreu		Simon Moore		Ginetta G50	GTX	4	1:46.785	5	1:46.817	17	1:46.882	16	1:47.069	19	1:47.402	13
20	40 RACE		Héctor Hernández		Borja Hormigos		BMW M240i Racing	TC	1	1:48.082	14	1:48.633	15	1:48.826	5	1:49.366	13	1:49.694	4
21	101 Lourenço Monteiro		Duarte Pinto Coelho		Lourenço Monteiro		Ginetta G40	TC	2	1:53.175	5	1:53.499	6	1:53.918	4	1:54.087	9	1:54.363	8
22	102 ANIBAL MANUEL MARQUES		Gabriel Caçoilo		Henrique Cruz		Ginetta G40	TC	3	1:53.943	9	1:54.150	4	1:54.432	7	1:54.572	5	1:54.757	8
23	103 ADELINO FERREIRA CAR		Duarte Camelo		Mariana Machado		Ginetta G40	TC	4	1:54.907	4	1:55.770	6	1:55.873	10	1:56.870	8	1:57.115	9





Circuito de Madrid Jarama - RACE

Supercars (CPV)

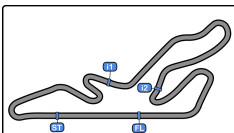
CARRERA 1

5 Mejores Velocidades



Cl	Nº	Entrant/Team	Nat	Driver 1	Nat	Driver 2	Nat	Vehicle	Cat	Cl	Top 1		Top 2		Top 3		Top 4		Top 5		Avg
											Km/h	Lap	Km/h	Lap	Km/h	Lap	Km/h	Lap	Km/h	Lap	
1	5	José Carlos Pires	ESP	<u>José Carlos Pires</u>	ESP	Francisco Abreu	ESP	BMW M4 GT4	GT4 Pro	1	244.8	5	244.8	7	244.3	15	243.7	11	243.7	14	244.3
2	12	SMC Motorsport	ESP	<u>Andrius Zemaitis</u>	LTU	Alejandro Geppert	ESP	McLaren 570S GT4	GT4 Pro	2	243.7	16	243.7	18	241.0	14	241.0	15	241.0	20	242.1
3	29	SMC Motorsport	ESP	Alfonso Colomina	ESP			McLaren 570S GT4	GT4 Bro	1	242.1	16	241.6	5	241.6	7	241.6	8	241.6	18	241.7
4	16	Orlando Batina	ESP	<u>Sergio Azevedo</u>	PRT	Orlando Batina	PRT	BMW M4 GT4	GT4 Pro	3	240.5	14	240.0	8	240.0	15	240.0	18	238.9	7	239.8
5	116	NM Racing Team	ESP	Guillermo Aso Arjol	ESP		FRA	Mercedes AMG GT4	GT4 Pro	4	240.0	2	237.8	16	237.3	15	237.3	17	236.8	18	237.8
6	115	NM Racing Team	ESP	<u>Alberto de Martín Muñoz</u>	ESP	Nil Montserrat Simó	ESP	Mercedes AMG GT4	GT4 Bro	2	239.4	5	237.8	2	237.8	8	237.8	15	236.8	9	237.9
7	18	Racar Motorsport	PRT	<u>Manuel Gião</u>	PRT	Carlos Vieira	PRT	Mercedes AMG GT4	GT4 Pro	5	238.4	9	237.8	10	237.3	8	235.8	4	235.8	7	237.0
8	8	Veloso Motorsport	PRT	<u>Jorge Rodrigues</u>	PRT	Patrick Cunha	PRT	Audi R8 LMS GT4	GT4 Bro	3	237.3	7	236.8	6	235.2	2	234.2	9	234.2	11	235.6
9	007	Araújo Competição	PRT	<u>Fernando Soares</u>	PRT	Alvaro Ramos	PRT	Aston Martin Vantage GT4	GTX	1	236.8	14	230.7	7	230.7	15	225.9	19	225.0	11	229.8
10	38	Lema Racing	SVK	<u>Luis Calheiros</u>	PRT	Paulo Macedo	PRT	Mercedes AMG GT4	GT4 Bro	4	236.3	17	235.2	18	234.7	10	234.7	11	234.2	9	235.0
11	55	Lema Racing	SVK	<u>Nuno Pires</u>	PRT	Elias Niskanen	FIN	Mercedes AMG GT4	GT4 Pro	6	234.7	21	233.7	14	233.7	16	233.7	18	233.2	17	233.8
12	69	Marcus Fothergill	GBR	<u>David Benett</u>	GBR	Marcus Fothergill	GBR	Porsche 991 Cup	Cup	1	232.7	2	232.7	10	230.2	7	229.2	6	229.2	9	230.8
13	58	André Nabais	PRT	<u>Miguel Nabais</u>	PRT	André Nabais	PRT	Porsche Cayman GT4	GTX	2	230.7	17	229.7	2	229.7	5	229.7	19	229.2	15	229.8
14	37	Fábio Mota	PRT	<u>Bruno Pires</u>	PRT	Fábio Mota	PRT	Ginetta G55 GT4	GT4 Pro	7	230.2	2	229.7	7	228.3	6	227.3	5	226.8	9	228.5
15	59	Daniel Teixeira	PRT	Daniel Teixeira	PRT			Cupra TCR	TCR	1	227.3	7	225.4	2	224.5	16	224.0	5	223.1	6	224.9
16	9	João Vieira	PRT	João Vieira	PRT			Porsche 911 Cup	Cup	2	226.4	7	220.8	13	220.4	4	220.4	5	218.1	6	221.2
17	26	Tomás P. Abreu	GBR	<u>Tomás P. Abreu</u>	PRT	Simon Moore	GBR	Ginetta G50	GTX	3	223.1	9	222.2	5	222.2	6	222.2	11	221.7	10	222.3
18	25	Steve Kirton	GBR	<u>Steve Kirton</u>	GBR	Jonathan Elsworth	GBR	Ginetta G50	GTX	4	222.2	2	220.4	16	217.7	19	217.3	20	216.4	15	218.8
19	40	RACE	ESP	<u>Héctor Hernández</u>	ESP	Borja Hormigos	ESP	BMW M240i Racing	TC	1	221.7	6	221.3	5	219.9	9	219.5	10	219.5	16	220.4
20	580	Manuel Sousa	PRT	<u>Manuel Sousa</u>	PRT	Luis Silva	PRT	Cupra TCR	TCR	2	217.7	8	216.8	10	214.2	9	213.8	4	211.3	6	214.8
21	103	ADELINO FERREIRA CAR	PRT	<u>Duarte Camelo</u>	PRT	Mariana Machado	PRT	Ginetta G40	TC	2	197.0	2	189.8	15	189.4	12	188.8	14	187.1	11	190.4
22	102	ANIBAL MANUEL MARQUES	PRT	<u>Gabriel Caçoilo</u>	PRT	Henrique Cruz	PRT	Ginetta G40	TC	3	195.6	2	195.2	5	195.2	10	194.9	4	193.5	6	194.9
23	101	Lourenço Monteiro	PRT	<u>Duarte Pinto Coelho</u>	PRT	Lourenço Monteiro	PRT	Ginetta G40	TC	4	194.2	2	193.5	5	193.5	7	193.2	6	193.2	19	193.5





Circuito de Madrid Jarama - RACE

Supercars (CPV)

CARRERA 1

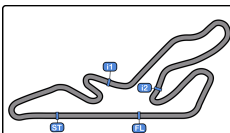
Secuencia Vueltas Rápidas

Circuito de Madrid Jarama-RACE 3.850 m.



Lap	Time of Day	Session Time	Nº Entrant/Team	Nat	Driver 1	Nat	Driver 2	Nat	Vehicle	Cat	Time	Km/h
2	11:27:29.697	3:27.697	116 NM Racing Team		Guillermo Aso Arjol				Mercedes AMG GT4	GT4 Pro	1:42.433	135.3
4	11:31:59.144	7:57.144	116 NM Racing Team		Guillermo Aso Arjol				Mercedes AMG GT4	GT4 Pro	1:40.503	137.9
5	11:33:40.630	9:38.630	55 Lema Racing		Nuno Pires		Elias Niskanen		Mercedes AMG GT4	GT4 Pro	1:40.218	138.2
7	11:37:01.278	12:59.278	5 José Carlos Pires		José Carlos Pires		Francisco Abreu		BMW M4 GT4	GT4 Pro	1:39.729	138.9
4	11:50:10.439	26:08.439	18 Racar Motorsport		Manuel Gião		Carlos Vieira		Mercedes AMG GT4	GT4 Pro	1:38.926	140.1





Circuito de Madrid Jarama - RACE

Supercars (CPV)

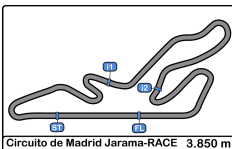
CARRERA 1

Mejor Máxima Velocidad del Evento



Nº	Entrant/Team	Nat	Driver 1	Nat	Driver 2	Nat	Vehicle	Cat	Km/h	Session
90	Ricardo Costa		Ricardo Costa				Porsche 911 Cup	INV	252.3	ENTRENAMIENTOS OPTATIVOS
5	José Carlos Pires		José Carlos Pires		Francisco Abreu		BMW M4 GT4	GT4 Pro	246.0	CALIFICACIÓN 2
12	SMC Motorsport		Andrius Zemaitis		Alejandro Geppert		McLaren 570S GT4	GT4 Pro	245.4	CALIFICACIÓN 1
88	Araujo Competição		Ruben Vaquinhas		Manuel Vistas		McLaren 570S GT4	GTX	244.8	CALIFICACIÓN 1
29	SMC Motorsport		Alfonso Colomina				McLaren 570S GT4	GT4 Bro	242.1	CARRERA 1
115	NM Racing Team		Alberto de Martín Muñoz		Nil Montserrat Simó		Mercedes AMG GT4	GT4 Bro	241.6	CALIFICACIÓN 1
007	Araujo Competição		Fernando Soares		Alvaro Ramos		Aston Martin Vantage GT4	GTX	241.0	CALIFICACIÓN 2
8	Veloso Motorsport		Jorge Rodrigues		Patrick Cunha		Audi R8 LMS GT4	GT4 Bro	240.5	CALIFICACIÓN 1
18	Racar Motorsport		Manuel Gião		Carlos Vieira		Mercedes AMG GT4	GT4 Pro	240.5	CALIFICACIÓN 2
16	Orlando Batina		Sergio Azevedo		Orlando Batina		BMW M4 GT4	GT4 Pro	240.5	CARRERA 1
116	NM Racing Team		Guillermo Aso Arjol				Mercedes AMG GT4	GT4 Pro	240.0	CARRERA 1
55	Lema Racing		Nuno Pires		Elias Niskanen		Mercedes AMG GT4	GT4 Pro	236.3	ENTRENAMIENTOS OPTATIVOS
38	Lema Racing		Luis Calheiros		Paulo Macedo		Mercedes AMG GT4	GT4 Bro	236.3	CARRERA 1
58	André Nabais		Miguel Nabais		André Nabais		Porsche Cayman GT4	GTX	234.2	ENTRENAMIENTOS OPTATIVOS
69	Marcus Fothergill		David Benett		Marcus Fothergill		Porsche 991 Cup	Cup	232.7	CARRERA 1
37	Fábio Mota		Bruno Pires		Fábio Mota		Ginetta G55 GT4	GT4 Pro	230.2	CARRERA 1
9	João Vieira		João Vieira				Porsche 911 Cup	Cup	229.7	CALIFICACIÓN 1
59	Daniel Teixeira		Daniel Teixeira				Cupra TCR	TCR	229.7	CALIFICACIÓN 2
40	RACE		Héctor Hernández		Borja Hormigos		BMW M240i Racing	TC	224.5	ENTRENAMIENTOS OPTATIVOS
26	Tomás P. Abreu		Tomás P. Abreu		Simon Moore		Ginetta G50	GTX	224.5	ENTRENAMIENTOS LIBRES
580	Manuel Sousa		Manuel Sousa		Luis Silva		Cupra TCR	TCR	223.1	CALIFICACIÓN 2
25	Steve Kirton		Steve Kirton		Jonathan Elsworth		Ginetta G50	GTX	222.6	ENTRENAMIENTOS OPTATIVOS
77	SMC Motorsport		Tomás Pintos				McLaren Artura	GTX	201.4	ENTRENAMIENTOS LIBRES
103	ADELINO FERREIRA CARMELO		Duarte Camelo		Mariana Machado		Ginetta G40	TC	197.0	CARRERA 1
101	Lourenço Monteiro		Duarte Pinto Coelho		Lourenço Monteiro		Ginetta G40	TC	195.6	ENTRENAMIENTOS OPTATIVOS
102	ANIBAL MANUEL MARQUES DA CRUZ		Gabriel Caçoilo		Henrique Cruz		Ginetta G40	TC	195.6	CARRERA 1





Circuito de Madrid Jarama - RACE

Supercars (CPV)

CARRERA 1

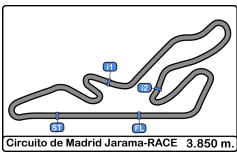
Cuentavueltas



LAP

Nr	Po	Grid	1	2	3	4	5	6	7	8	9	10	11	12	13	14	15	16	17	18	19	20	21	22	23	24
18	1	18	55	116	116	116	116	116	116	116	116	116	5	5	37	5	5	5	5	5	5	5	5	5	5	5
55	2	55	116	55	55	55	55	55	5	5	5	5	116	116	116	116	55	55	55	55	55	55	55	55	55	55
5	3	5	5	5	5	5	5	5	55	55	55	55	55	55	5	55	116	116	116	116	116	116	116	116	116	116
116	4	116	115	115	115	8	115	115	115	115	115	115	115	115	55	115	115	115	115	115	115	115	115	115	115	115
115	5	115	8	8	8	115	8	8	8	8	8	8	8	37	115	8	8	8	8	8	8	8	8	8	8	8
8	6	8	29	29	29	29	29	29	29	29	37	37	37	8	58	59	59	12	12	12	12	12	12	12	12	12
29	7	29	38	38	38	38	38	38	37	37	29	29	29	29	8	58	12	59	59	59	37	37	37	37	37	37
12	8	12	12	37	37	37	37	37	38	38	38	38	38	38	59	37	37	37	37	37	59	59	59	59	59	59
38	9	38	37	59	59	59	59	59	59	59	59	59	59	59	29	29	29	29	29	29	29	29	29	29	29	29
59	10	59	59	12	12	12	12	12	16	16	16	16	16	16	38	12	38	38	38	38	38	38	38	38	38	38
37	11	37	007	007	007	16	16	16	12	12	12	12	12	12	38	16	16	16	16	16	16	16	16	16	16	16
007	12	007	9	16	16	007	007	007	007	007	007	007	007	007	16	16	58	58	58	58	58	58	007	007	007	007
9	13	9	16	9	9	9	9	9	9	9	9	9	9	58	007	007	007	007	007	69	69	69	69	69	69	69
16	14	16	58	58	58	58	58	58	58	58	58	58	58	9	69	69	69	69	69	007	007	58	58	58	58	58
58	15	58	40	69	69	69	69	69	69	69	69	26	69	101	26	26	26	26	26	26	26	26	26	26	26	26
40	16	40	69	25	25	26	26	26	26	26	26	69	26	69	40	40	40	25	25	25	25	25	25	25	25	25
69	17	69	25	26	26	25	25	25	580	580	580	25	25	26	25	25	25	40	40	40	40	40	40	40	40	40
580	18	580	26	580	580	580	580	580	25	25	25	40	40	103	9	9	9	9	9	9	9	9	9	9	9	9
25	19	25	580	40	40	40	40	40	40	40	101	101	40	101	101	101	101	101	101	101	101	101	101	101	101	101
101	20	101	101	101	101	101	101	101	101	101	101	101	102	102	25	102	102	102	102	102	103	103	103	103	103	103
103	21	103	102	102	102	102	102	102	102	102	102	102	580	103	102	103	103	103	103	103	103	103	103	103	103	103
102	22	102	103	103	103	103	103	103	103	103	103	103	18	18	18	18	18	18	18	18	18	18	18	18	18	18
26	23	26	18	18	18	18	18	18	18	18	18	18	18	18	18	18	18	18	18	18	18	18	18	18	18	18



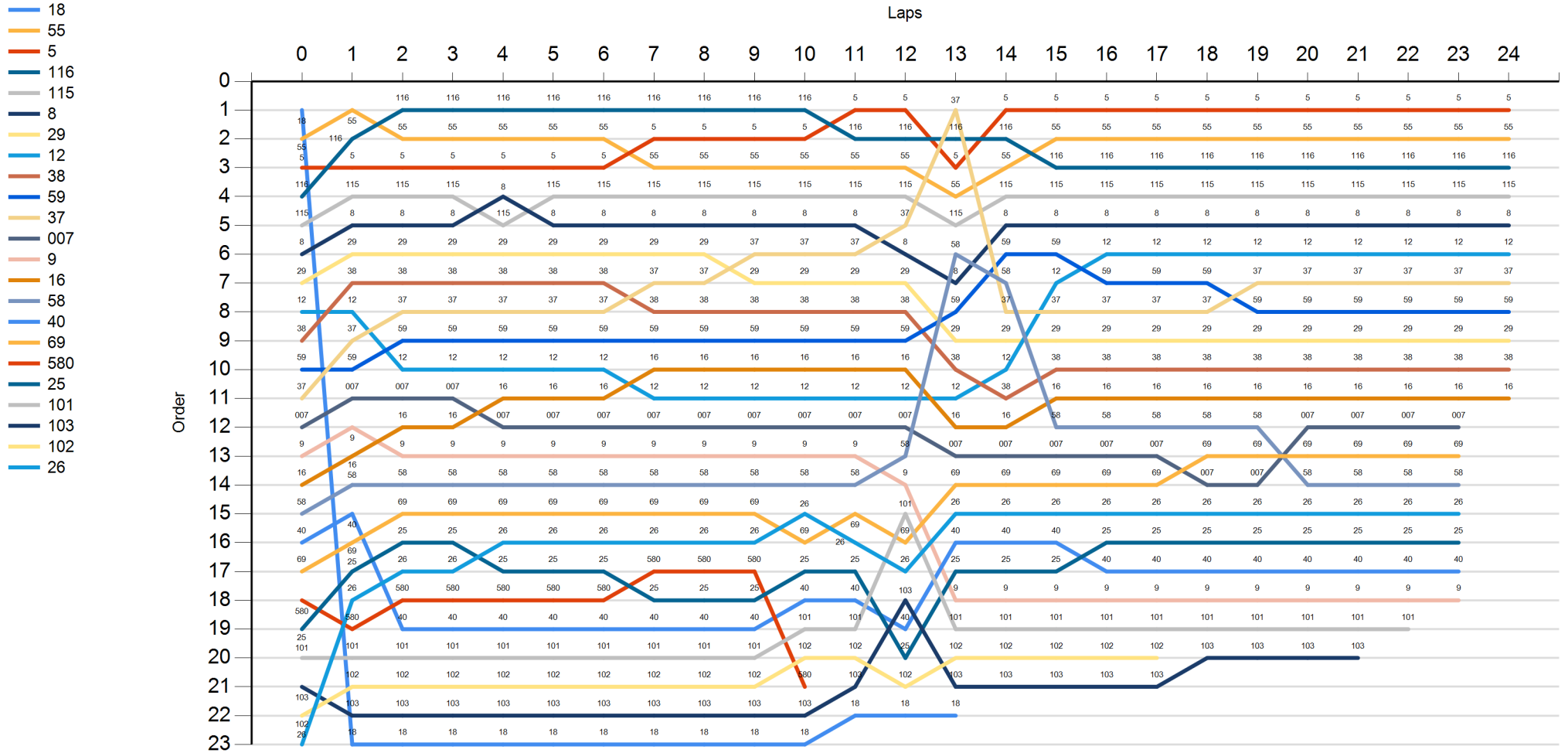


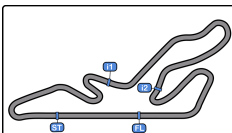
Circuito de Madrid Jarama - RACE

Supercars (CPV)

CARRERA 1

Cuentavueltas Gráfico





Circuito de Madrid Jarama - RACE

Supercars (CPV)

CARRERA 1

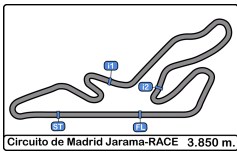
Tiempos Parada en Pit

Circuito de Madrid Jarama-RACE 3.850 m.

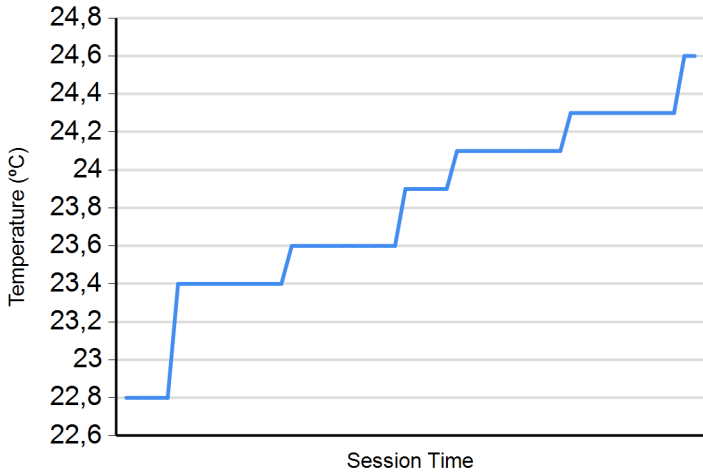


Ord	Nr.	In Day Time	Entrant/Team	Nat	Driver 1	Nat	Driver 2	Nat	Vehicle	Cat	In Time	Stop N°	Pit Time	Handicap	Diff.
1	9	11:44:42.079	João Vieira		João Vieira				Porsche 911 Cup	Cup	20:39.854	1	2:08.416	2:00	
2	58	11:44:43.792	André Nabais		<u>Miguel Nabais</u>		André Nabais		Porsche Cayman GT4	GTX	20:41.567	1	2:04.567	2:00	
3	69	11:45:02.378	Marcus Fothergill		<u>David Benett</u>		Marcus Fothergill		Porsche 991 Cup	Cup	21:00.153	1	2:11.431	2:00	
4	26	11:45:03.673	Tomás P. Abreu		<u>Tomás P. Abreu</u>		Simon Moore		Ginetta G50	GTX	21:01.448	1	2:11.440	2:00	
5	25	11:45:20.906	Steve Kirton		<u>Steve Kirton</u>		Jonathan Elsworth		Ginetta G50	GTX	21:18.681	1	2:05.715	2:00	
6	40	11:45:22.373	RACE		<u>Héctor Hernández</u>		Borja Hormigos		BMW M240i Racing	TC	21:20.148	1	2:02.865	2:00	
7	5	11:45:28.393	José Carlos Pires		<u>José Carlos Pires</u>		Francisco Abreu		BMW M4 GT4	GT4 Pro	21:26.168	1	2:04.796	2:00	
8	116	11:45:30.405	NM Racing Team		Guillermo Aso Arjol				Mercedes AMG GT4	GT4 Pro	21:28.180	1	2:02.370	2:00	
9	55	11:45:33.562	Lema Racing		<u>Nuno Pires</u>		Elias Niskanen		Mercedes AMG GT4	GT4 Pro	21:31.337	1	2:03.117	2:00	
10	115	11:45:38.669	NM Racing Team		<u>Alberto de Martín Muñoz</u>		Nil Montserrat Simó		Mercedes AMG GT4	GT4 Bro	21:36.444	1	2:00.837	2:00	
11	8	11:46:39.279	Veloso Motorsport		<u>Jorge Rodrigues</u>		Patrick Cunha		Audi R8 LMS GT4	GT4 Bro	22:37.054	1	2:01.703	2:00	
12	102	11:46:40.326	ANIBAL MANUEL MARQUES D		<u>Gabriel Caçoilo</u>		Henrique Cruz		Ginetta G40	TC	22:38.101	1	2:16.070	2:00	
13	29	11:46:41.359	SMC Motorsport		Alfonso Colomina				McLaren 570S GT4	GT4 Bro	22:39.134	1	2:04.851	2:00	
14	38	11:46:42.715	Lema Racing		<u>Luis Calheiros</u>		Paulo Macedo		Mercedes AMG GT4	GT4 Bro	22:40.490	1	2:03.741	2:00	
15	59	11:46:43.966	Daniel Teixeira		Daniel Teixeira				Cupra TCR	TCR	22:41.741	1	2:01.490	2:00	
16	16	11:46:46.228	Orlando Batina		<u>Sergio Azevedo</u>		Orlando Batina		BMW M4 GT4	GT4 Pro	22:44.003	1	2:09.064	2:00	
17	12	11:46:47.545	SMC Motorsport		<u>Andrius Zemaitis</u>		Alejandro Geppert		McLaren 570S GT4	GT4 Pro	22:45.320	1	2:02.763	2:00	
18	007	11:46:49.114	Araujo Competição		<u>Fernando Soares</u>		Alvaro Ramos		Aston Martin Vantage GT4	GTX	22:46.889	1	2:05.435	2:00	
19	37	11:48:26.537	Fábio Mota		<u>Bruno Pires</u>		Fábio Mota		Ginetta G55 GT4	GT4 Pro	24:24.312	1	2:04.284	2:00	
20	101	11:48:37.817	Lourenço Monteiro		<u>Duarte Pinto Coelho</u>		Lourenço Monteiro		Ginetta G40	TC	24:35.592	1	2:08.488	2:00	
21	103	11:49:07.115	ADELINO FERREIRA CARMEL		<u>Duarte Camelo</u>		Mariana Machado		Ginetta G40	TC	25:04.890	1	2:10.300	2:00	
22	18	11:51:54.445	Racar Motorsport		<u>Manuel Gião</u>		Carlos Vieira		Mercedes AMG GT4	GT4 Pro	27:52.220	1	3:42.892	2:00	

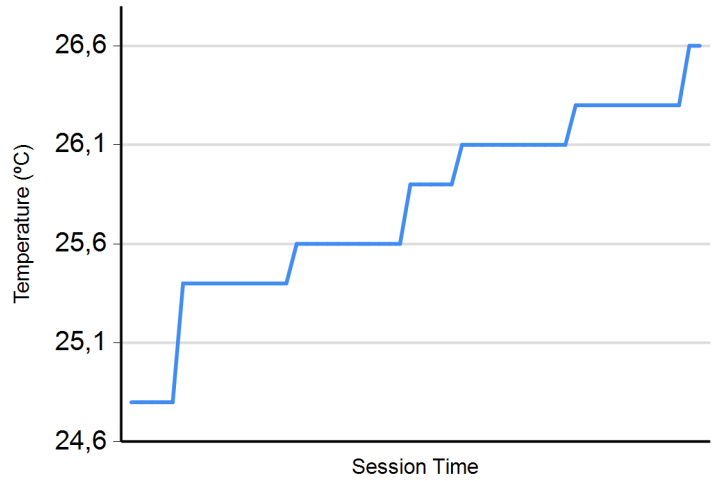




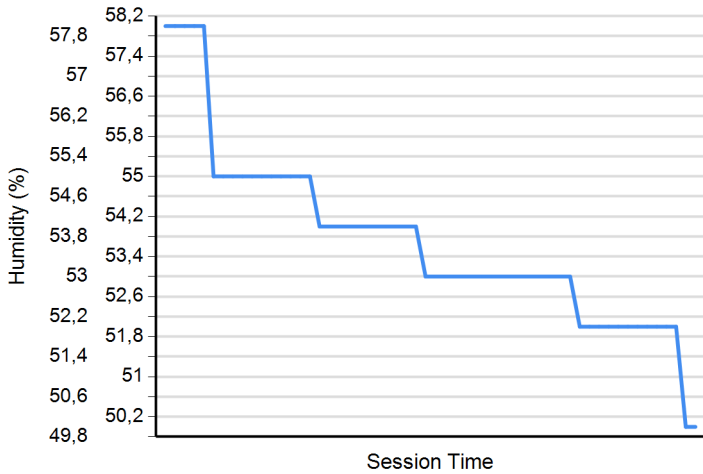
Air Temperature



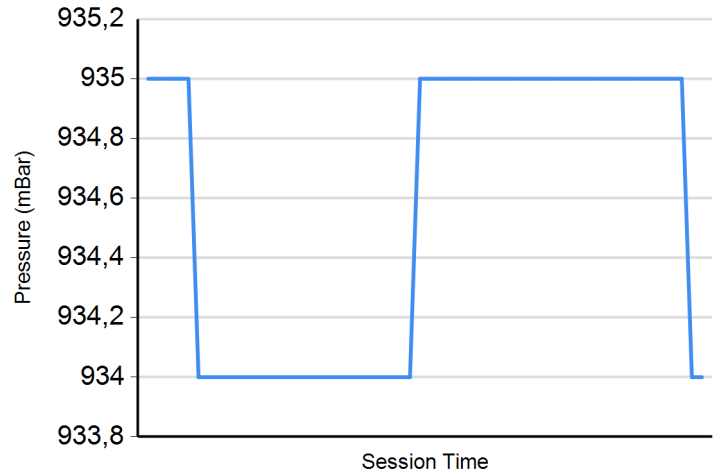
Track Temperature



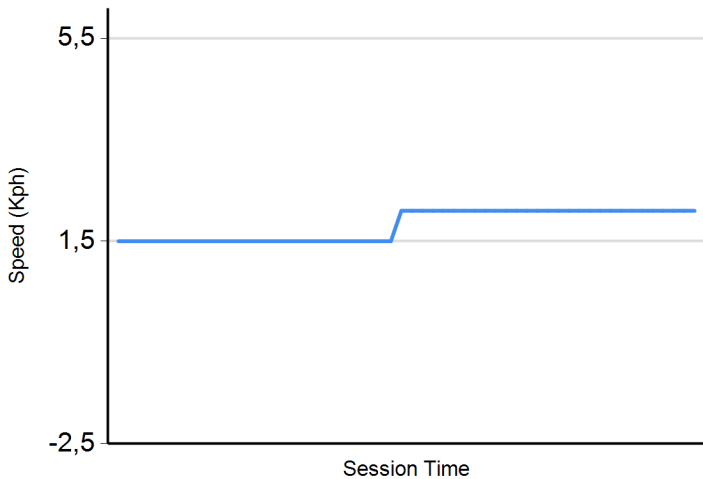
Humidity



Pressure



Wind Speed



Wind direction

